

15
EDITION 14
15

SHOP-FITTING SOLUTIONS | RETAIL EQUIPMENTS
DISPLAY FIXTURES | HOME&OFFICE FURNITURES

Legenda | Legend

Società / Companies

 Casiraghi srl

 Metalarredo srl

Sezione tubo / Tube section (mm)

 Tubo quadro / Square tube

 Tubo rettangolare / Rectangular tube

 Tubo tondo / Round tube

 Tubo ovale / Oval tube


Tabella / Table

 Lunghezza / Length (mm)

 Larghezza / Width (mm)

 Altezza / Height (mm)

 Portata / Load (kg)

 Ruote / Wheels (mm)  Freno / Brake (nr)

 Ripiano / Shelf (mm)

 Finiture metallo / Metal finishes

 Finiture legno / Wood finishes

 Informazioni aggiuntive / Additional information

 Dimensioni / Sizes = L x W x H (mm)

Finiture* / Finishes*

CR finitura galvanica cromato / chromium-plated galvanised finishing

V verniciati standard / standard lacquer finishings

RAL 9010 bianco opaco / mat white

RAL 9005 nero opaco / mat black

VS verniciati speciali ** / special lacquer finishings **

rame bonderizzato / bonded copper

oro verniciato / gold painted

NS nichelato satinato / satined nickel-plated

ZN zincato / galvanized

PL materiale plastico / plastic material

Finiture legno* / Wood finishes*

BNC/WHT bianco lucido / glossy white

NR/BLCK nero lucido / glossy black

NROPC/MTBLCK nero opaco / mat black

OLDK/OLDK Oldking (legno nobilitato) / Oldking (chipboard wood)

ROV/OAK Rovere (legno nobilitato) / Oak (chipboard wood)

* Vedi ultima pagina per esempi finiture.

* See last page for finishes samples.

** Altre finiture disponibili su richiesta a fronte di minimi quantitativi d'ordine.

** Other finishes available on request for minimum order quantities.

Alcalain si riserva il diritto di modificare o variare le dimensioni dei propri articoli senza preavviso.
Alcalain reserves the right to change or adjust the dimensions of items without prior notice.



SHOP-FITTING SOLUTIONS | RETAIL EQUIPMENTS
DISPLAY FIXTURES | HOME&OFFICE FURNITURES

Gruppo di Produttori e Distributori all'ingrosso di Arredi per Negozi

Il marchio Alcalain nasce negli anni '90 dalla collaborazione tra due società, Casiraghi e Metalarredo, con l'obiettivo di offrire una gamma completa di sistemi modulari e arredi per l'allestimento del punto vendita, in particolare per il settore abbigliamento.

Siamo produttori italiani da più di 60 anni e portiamo avanti il design "made in Italy" non solo in Italia, ma in tutto il mondo. La nostra rete di distribuzione percorre tutta Italia, ma siamo presenti anche nel resto del mondo, in oltre 40 paesi, e non abbiamo intenzione di fermarci!

Group of Manufacturers and Wholesale Distributors of Shop-fitting

Alcalain is a commercial brand born in the 90s thanks to the collaboration between two companies, Casiraghi and Metalarredo, with the aim to offer a complete range of modular systems and furnishings for the shop fitting in the clothing industry.

We are Italian manufacturers and we have been promoting the "made in Italy" design all over the world for more than 60 years.

Our distribution network covers all Italy, but we are also present in more than 40 countries and we don't want to stop!



+60 ANNI DI ESPERIENZA / YEARS OF EXPERIENCE

QUALITÀ MADE IN ITALY

Da oltre 60 anni Alcalain produce una vasta gamma di articoli "made in Italy" per l'allestimento del punto vendita: sistemi e arredi modulari, stender, complementi, tavoli, accessori ed espositori.

MADE IN ITALY

For over 60 years, Alcalain has been producing a wide range of "made in Italy" shop-fitting solutions: modular systems and furnishings, clothes racks, displays, tables, accessories and exhibitors.



+9000 NEGOZI / APPLICATIONS

AMPIA GAMMA DI APPLICAZIONI

I prodotti Alcalain sono utilizzati in oltre 9000 negozi e attività commerciali del settore "no-food": abbigliamento, scarpe e pelletteria, articoli per lo sport, casalinghi, oggettistica, bigiotteria, cartolerie, ...

WIDE RANGE OF APPLICATIONS

Alcalain products are used in over 9000 shops and stores in the "no-food" sector: clothing, factory outlet, shoes, leather goods, sportswear, household goods, jewellery, stationery shops, ...



+40 PAESI RAGGIUNTI / COUNTRIES

DISTRIBUZIONE GLOBALE

Distribuiamo i nostri prodotti in oltre 40 Paesi. Con impianti di produzione moderni e più di 60 persone qualificate, siamo in grado di rifornire grandi quantitativi a importatori e grossisti, nonché appaltatori e progettisti.

GLOBAL DISTRIBUTION

We distribute our products in over 40 countries. With modern production facilities and more than 60 skilled workers, we are able to supply large quantities to importers and wholesalers as well as contractors and designers.



+1200 PRODOTTI / ITEMS

RICERCA DI NUOVE TENDENZE

Alcalain si distingue per la varietà del suo catalogo. L'offerta si rinnova costantemente, con oltre 30 nuovi articoli ogni anno, frutto della collaborazione con designer, fornitori e università.

NEW TRENDS

Alcalain stands out for the variety of its catalog. The offer is constantly renewed, with over 30 products every year, the result of collaboration with designers, suppliers and universities.



Soluzioni **complete, modulari e componibili** per l'allestimento dell'intero punto vendita.

I molteplici sistemi si differenziano per la sezione del tubo - **quadro, rettangolare e tondo** -, che conferisce caratteristiche **estetiche** e di **robustezza** specifiche. Dai più tradizionali sistemi in **dogato** o **griglia**, ai più originali in **tondino edile** o **giunto idraulico**, tutti sono corredati da una varietà di **accessori** che li rendono adatti ai più svariati settori merceologici.

Modular shop-fittings solutions and retail equipment.

The systems differ in tube section - **square, rectangular, round** -, providing specific **aesthetic** and **robustness** features: from the most traditional systems for **slatwall** or **grid**, to the most original ones in **rebar** or **hydraulic joints**.

There is a variety of **accessories** that make them suitable for different uses and contexts.

SISTEMI CAVETTATI P50 RACK SYSTEMS P50

02

Una vasta gamma di **sistemi asolati** per la realizzazione di arredi funzionali ed economici. Questi articoli consentono di attrezzare ampi spazi grazie sia agli **elementi a muro**, che garantiscono continuità anche su pareti molto estese, sia alle **strutture autoportanti**, adatte alla creazione di isole espositive. Completano la sezione una varietà di **accessori ad incastro**, che permettono di ottenere molteplici allestimenti, **ricongfigurabili** in maniera semplice e veloce in base ai prodotti esposti.

A wide range of **slotted** systems for the arrangement of functional and economic furnishings. These items allow to equip large spaces thanks both to **wall elements**, which guarantee continuity even on very wide walls, and to **free-standing structures**, useful for exhibition islands. The section is completed by a variety of **interlocking accessories**, which allow to equip **multiple layouts** and can be quickly and easily **reorganised** to fit the product to display.

TUBI e GIUNTI TUBES and JOINTS

03

Le soluzioni in tubo e giunto rappresentano la massima espressione di **flessibilità** e **personalizzazione**. Combinando i tubi, disponibili in diverse sezioni, con l'**ampia gamma di raccordi** è possibile progettare **soluzioni uniche** e assemblare strutture che si adattano perfettamente agli spazi e alle **specifiche esigenze** dei clienti. È un sistema molto **versatile**, che trova applicazione in svariati ambiti: dai negozi di abbigliamento alle **profumerie**, dalle cabine armadio agli scaffali per **casalinghi/erboristerie**.

Tubes and joints represent the maximum expression of **flexibility** and **customization**. By combining tubes, available in different sections, with the **wide range of joint** it is possible to design **unique solutions** and to assemble structures that **perfectly fit** customers' spaces and needs. This is a very **adaptive** system, that finds application in various areas: from clothing stores to **perfumeries**, from wardrobe cabins to **household products** or **herbalist shops**.

STENDER e GONDOLA STENDER and GONDOLE

04

In questa sezione è possibile visionare un'innumerabile quantità di **stender appendiabiti**, con modelli variabili per forma, dimensioni e capacità di carico. Accanto ai più comuni stender a **barra appenderia**, nelle versioni ad altezza fissa o regolabile, sono disponibili soluzioni **pieghevoli**, oppure per **carichi pesanti** o anche **stender di design**, innovativi nella forma o nei materiali. Sono anche disponibili le soluzioni a **gondola**, compatte e liberamente accessoriabili con mensole o appenderia.

In this section it is possible to explore a countless number of **clothes rails**, with different shapes, sizes and load capacity. In addition to the most common **hanging bar** models, in the fixed or adjustable height versions, we supply **folding, heavy loading** and **design** garment rail, innovative in shapes or materials. **Gondola** systems, **compact** solutions that can be **freely equipped** with shelves or hangers, are available for any need.

COMPLEMENTI FURNITURES

05

La possibilità di progettare soluzioni d'arredo complete è garantita dalla notevole quantità di accessori e complementi: **tavoli, camerini, specchi, portacartelli** e **espositori** da banco, vetrina o parete. Vi sono, inoltre, due sezioni dedicate ai **divisori da banco** e alle **decorazioni** per festività.

The chance of designing complete furnishing solutions is guaranteed by the remarkable amount of accessories: **tables, dressing rooms, mirrors, card holders** and counter, self-stand or wall **display**. There are two special sections: **protection shields** and **seasonal displays**.

Indice | Index

01 SISTEMI SYSTEMS

		Codice serie / Family code	Pag.
TUBO QUADRO / SQUARE TUBE			
01.1	CUADRO - 20x20	96... CUA...	8
01.2	GILL - 25x25	GIL...	30
01.3	TRIPLO - 30x30	93... TRP...	40
TUBO RETTANGOLARE / RECTANGULAR TUBE			
01.4	BIGSHOP - 50x20	88...	52
01.5	LASER - 50x20	85...	62
01.6	SUSPANCE - 40x20	26...	68
TUBO TONDO / ROUND TUBE			
01.7	IDROSHOP - 27-34	GID...	82
01.8	ROUND - 32-22	13... 12...	96
GRIGLIE E FILO METALLICO / GRIDS AND METAL WIRE			
01.9	MAGÖT - tondino edile / rebar	71... MGT...	106
01.10	GRIGLIA - filo e griglie / wire and grids	60...	122
ALTRI / OTHERS			
01.11	DOGATO - accessori per dogati / slatwall equipments	80...	130

02 SISTEMI CAVETTATI P50 RACK SYSTEMS P50

		Codice serie / Family code	Pag.
02.1	CANALINE	22... 23...	138
02.2	GONDOLA - 50x30	ST3...	142
02.3	FROG	24...	146
02.4	GONDOLÉTA - 30x30	ST7...	150
02.5	PAGINE PALI - 25x25	ST60...	154
02.6	TUBI CAVETTATI / SLOTTED TUBES	TUQ... TUR... TUT	158
02.7	ACCESSORI P50 / P50 EQUIPMENT		163
	• accessori per MONTANTE CAVETTATO / accessories for use on SLOTTED UPRIGHT		163
	• accessori in TUBO OVALE 30x15 / accessories in 30x15 OVAL TUBE		165
	• accessori per TUBO ZINCATO / accessories for GALVANIZED CAST IRON TUBE		169
	• accessori in TUBO RETTANGOLARE 30x10 / accessories in 30x10 RECTANGULAR TUBE		170
	• RIPIANI in metallo / metal SHELVES		173
	• MENSOLE per ripiani in legno o vetro / BRACKETS for wooden or glass shelves		174
	• RIPIANI in legno / wooden SHELVES		175

03 TUBI E GIUNTI TUBES AND JOINTS

		Codice serie / Family code	Pag.
03.1	TUBI / TUBES	40...	180
03.2	GIUNTI / JOINTS Ø25 - tubo tondo / round tube	GIR25...	182
03.3	GIUNTI / JOINTS Ø32 - tubo tondo / round tube	GIR32...	190
03.4	GIUNTI / JOINTS Ø27 IDROSHOP - tubo tondo / round tube	GID28...	193
03.5	GIUNTI / JOINTS Ø34 IDROSHOP - tubo tondo / round tube	GID35...	196
03.6	GIUNTI / JOINTS 25x25 GILL - tubo quadro / square tube	GIL25...	199
03.7	ACCESSORI E RUOTE / ACCESSORIES AND WHEELS		202

04 STENDER E GONDOLA STENDER AND GONDOLA

		Codice serie / Family code	Pag.
04.1	STENDER TUBO TONDO / ROUND TUBE STENDER		206
04.2	STENDER TUBO QUADRO / SQUARE TUBE STENDER		228
04.3	STENDER PIEGHEVOLI / FOLDING STENDER		238
04.4	RICAMBI STENDER / SPARE PARTS		246
04.5	GONDOLA		249


05 COMPLEMENTI FURNITURES

		Codice serie / Family code	Pag.
05.1	TAVOLI / TABLES NEW		254
05.2	ESPOSITORI DA TERRA / SELF-STAND DISPLAY NEW		262
05.3	ESPOSITORI DA BANCO / COUNTER DISPLAY		270
	• Inox	ST003...	270
	• Easy	EB...	271
	• Sbroff	ST001...	272
	• Piatt	ST002...	274
	• Smart	33...	276
05.4	COMUNICAZIONE VISIVA / VISUAL DISPLAY	ST004... DV...	278
05.5	CAMERINI PROVA / CHANGING ROOMS		284
05.6	SPECCHI / MIRRORS		287
05.7	ESPOSITORI DA MURO E RIPIANI / WALL DISPLAY AND SHELVES NEW	41... 25...	290
	• espositori da muro / wall display		290
	• ripiani in legno / wooden shelves	25...	293
05.8	DIVISORI DA BANCO / PROTECTION SHIELDS NEW		294
05.9	DECORAZIONI PER FESTIVITÀ / SEASONAL DISPLAY NEW		297

alcalain *MC*

SISTEMI
SYSTEMS

01



1

2

3

5

- 1 9630 | 9632
- 2 9630 | 9631D
- 3 9630 | 9631
- 4 9684B
- 5 9688B | 9689M
- 6 CUA400L
- 7 CUA401L
- 8 CUA800
- 9 3300L

alcalain *MC*



SISTEMI
CUADRO
20x20 TUBO QUADRO / SQUARE TUBE

01.1



- ① CUA800
- ② 9688B
- ③ CUA400L
- ④ CUA401L
- ⑤ 9670
- ⑥ 9453B | 9662
- ⑦ 9601A | 9601
- ⑧ 9680C
- ⑨ CUA110
- ⑩ CUA115



5

8

7

9

10

01.1 CUADRO - □20x20

96KIT01 | 96KIT02

Soluzione base a muro, una campata con barra appenderia, completa di piani in legno.

One-span wall base solution with hanging rail bar, complete of wooden elements.

Art./KIT: 2x 9600 | 2x 9652 | 1x 9653A-9653B | 1x 9625-9626 | 1x 2510-2512



96KIT01

L 700

W 400

H 1460

CR - VS - V

BNC-NR-OLDK-ROV
WHT-BLCK-OLDK-OAK

96KIT02

L 1000

W 400

H 1460

CR - VS - V

BNC-NR-OLDK-ROV
WHT-BLCK-OLDK-OAK

96KIT03

Soluzione modulare a muro a tre campate, con barre appenderia e ripiani, completa di piani in legno.

Three-span wall modular solution, with hanging rail bars and shelves, complete of wooden elements.

Art./KIT : 2x 9600 | 2x 9601 | 2x 9651 | 8x 9652 | 1x 9653A | 1x 9653B | 4x 9655A | 1x 9625 | 1x 9626 | 4x 2506 | 1x 2510 | 1x 2512



96KIT03

L 2240

W 400

H 1460

CR - VS - V

BNC-NR-OLDK-ROV
WHT-BLCK-OLDK-OAK

01.1 CUADRO - 20x20

 96KIT05


Soluzione modulare a muro a cinque campate, con barre appenderia, completa di piani in legno.

Five-span wall modular solution, with hanging rail bars, complete of wooden elements.

Art./KIT : 6x 9600 | 4x 9651 | 2x 9652 | 5x 9653A | 3x 9625 | 3x 2510



96KIT05

 3180

 400

 1460

 CR - VS - V

 BNC-NR-OLDK-ROV
WHT-BLCK-OLDK-OAK

 96KIT06

Soluzione modulare a muro a cinque campate, con barre appenderia e ripiani, completa di piani in legno.

Five-span wall modular solution, with hanging rail bars and shelves, complete of wooden elements.

Art./KIT : 2x 9600 | 4x 9601 | 4x 9651 | 14x 9652 | 1x 9653A | 2x 9653B | 8x 9655A | 1x 9625 | 2x 9626 | 8x 2506 | 1x 2510 | 2x 2512



96KIT06

 3780

 400

 1460

 CR - VS - V

 BNC-NR-OLDK-ROV
WHT-BLCK-OLDK-OAK

01.1 CUADRO - □20x20

C 9600 | 9601 | 9600A | 9601A

Montante 'L' muro/terra con asole quadrate per montaggio accessori (attacco a muro art. 9612 e piedino inclusi).

'L-shape' wall/floor upright with square slots for mounting accessories (wall fixing art. 9612 and foot included).



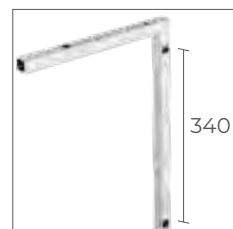
incluso/included



incluso/included



passo/pitch



9600

L 20

w 310

H 1460

CR - VS - V

1 asola quadrata / 1 square slot

9601

L 20

w 310

H 1460

CR - VS - V

4 asole quadrate / 4 square slot

9600A

L 20

w 310

H 1780

CR - VS - V

1 asola quadrata / 1 square slot

9601A

L 20

w 310

H 1780

CR - VS - V


5 asole quadrate / 5 square slot

01.1 CUADRO - □ 20x20


9625 | 9626

Base in legno per montanti, con boccole quadre incluse (art. 9615).

Wooden base for uprights, square bush included (art. 9615).



incluso/included



9625

L 700

W 400

H 40

BNC-NR-OLDK-ROV
WHT-BLCK-OLDK-OAK

9626

L 1000

W 400

H 40

BNC-NR-OLDK-ROV
WHT-BLCK-OLDK-OAK


art. 9615



2510

Ripiano in legno.

Wooden shelf.



700 x 350 x 18-22-25

BNC-NR-OLDK-ROV / WHT-BLCK-OLDK-OAK

2512

Ripiano in legno.

Wooden shelf.



1000 x 350 x 18-22-25

BNC-NR-OLDK-ROV / WHT-BLCK-OLDK-OAK

2506

Ripiano in legno.

Wooden shelf.



600 x 350 x 12

BNC-NR-OLDK-ROV / WHT-BLCK-OLDK-OAK

2507

Ripiano in legno.

Wooden shelf.



900 x 350 x 12

BNC-NR-OLDK-ROV / WHT-BLCK-OLDK-OAK

01.1 CUADRO - □ 20x20

9630

Binario per cornici scorrevoli completo di due ferma-corsa (art. 9630FC, è possibile acquistarne altri per bloccare la posizione delle cornici). Due o più binari possono essere montanti in linea con l'elemento di giunzione venduto a parte (art. 9630GZ).

Track for sliding frame structures with two end-stop included (art. 9630FC, others can be purchased separately to lock the frames' position). Two or more tracks can be mount in line with the junction element sold separately (art. 9630GZ).



incluso/included



9630

L 3000

W 33

H 34

ZN - VS - V

zoom



art. 9630FC



art. 9630GZ



9631 | 9631D | 9632

Gruppo di fissaggio a parete o soffitto per binario (art. 9630); copri-viti in plastica inclusi (bianchi o neri).

Wall or ceiling fixing unit for track (art. 9630); plastic cover-screws included (white or black color).



9631

L 60

W 60

H 98

ZN - VS - V

Binario singolo a parete
Wall single track

9631D

L 60

W 100

H 108

ZN - VS - V

Doppio binario a parete
Wall double track

9632

L 60

W 110

H 52

ZN - VS - V

Binario singolo a soffitto
Ceiling single track

art.9630 montato/mounted



01.1 CUADRO - □ 20x20

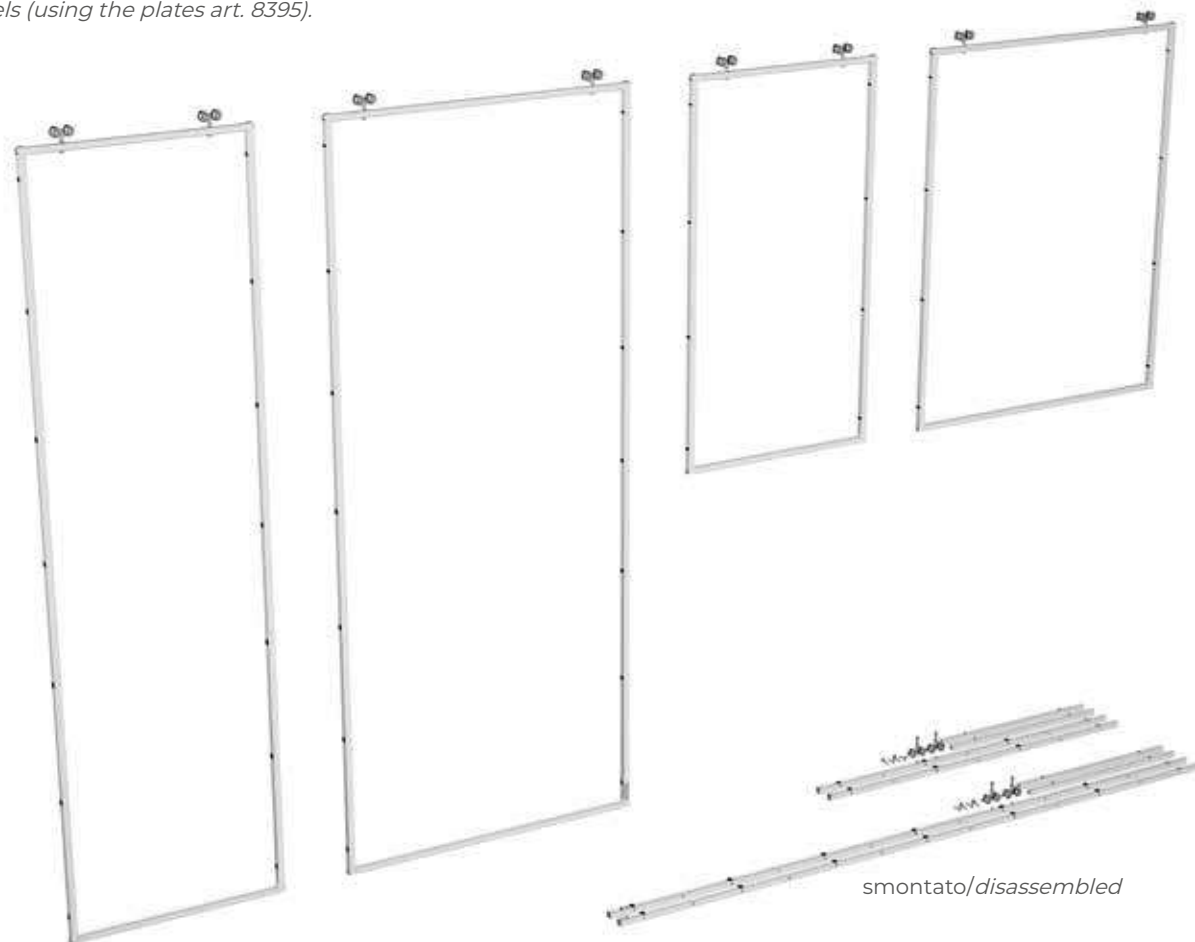
9635A | 9635B | 9636A | 9636B

Struttura a cornice con carrelli scorrevoli per binario art. 9630; asole quadrate per montaggio accessori; inserti filettati M5 sul retro per distanziatori da muro (art. 9633A o 9633B) o per pannelli pubblicitari utilizzando le piastrine (art. 8395).

Frame structure with trolleys for track art. 9630; square slots for mounting accessories; M5 threaded insert on the back for wall spacers (art. 9633A or 9633B) or for advertising panels (using the plates art. 8395).



incluso/included



smontato/disassembled

passo/pitch



art. 9633A - 9633B



9635A

L	642
w	20
H	2200
◇	600x350 (art.2506)
⊞	CR - VS - V

9635B

L	942
w	20
H	2200
◇	900x350 (art.2507)
⊞	CR - VS - V

9636A

L	642
w	20
H	1180
◇	600x350 (art.2506)
⊞	CR - VS - V

9636B

L	942
w	20
H	1180
◇	900x350 (art.2507)
⊞	CR - VS - V

01.1 CUADRO - □ 20x20

9651

Giunto passante per montaggio accessori in sequenza.

Crossing joint for mounting fitting in sequence.

Usare con / Use with art.
9640A | 9640B | 9653A | 9653B
9655A | 9655B | 9673A | 9673B

66 x 15 x 15

ZN



9652

Giunto terminale per montaggio accessori.

External joint for mounting fitting.

Usare con / Use with art.
9640A | 9640B | 9653A | 9653B
9655A | 9655B | 9673A | 9673B

45 x 15 x 15

ZN



9653A | 9653B *

Barra appenderia in tubo quadro 15x15.

Hanging rail in 15x15 square tube.



605 | 905 x 15 x 15

CR - VS - V

9655A *

Barra mensola per ripiano, con supporto a muro.


Shelf-holder bar, with wall support.



605 x 305 x 15

600x350 (art.2506)

CR - VS - V



9662

Braccio quadro a scavalco con attacco barra quadro 15x15 (art. 9653A e 9653B).

Crossing square arm for use on 15x15 square bar (art. 9653A and 9653B).



15x15 x 422 (150+250)

CR - VS - V



9655B *

Barra mensola per ripiano, con supporti a muro.


Shelf-holder bar, with wall supports.



905 x 305 x 15

900x350 (art.2507)

CR - VS - V



01.1 CUADRO - □ 20 x 20

9633A

Coppia distanziatori da muro per cornici scorrevoli (art. 9635A, 9635B, 9636A, 9636B) montate a parete con art. 9631, o con art. 9631D sul primo binario.

Pair of wall spacers for sliding frames (art. 9635A, 9635B, 9636A, 9636B) wall-mounted with art. 9631, or with art. 9631D on the first track.

∩ Ø15 x 24
 🏠 CR - VS - V



9633B

Coppia distanziatori da muro per cornici scorrevoli (art. 9635A, 9635B, 9636A, 9636B) montate a parete con art. 9631D sul secondo binario.

Pair of wall spacers for sliding frames (art. 9635A, 9635B, 9636A, 9636B) wall-mounted with art. 9631D on the second track.

∩ Ø15 x 67
 🏠 CR - VS - V



9640A | 9640B *

Barra appenderia e/o porta ripiano (con art. 9408), per cornici scorrevoli.

Hanging rail bar and/or shelf-holder (using art. 9408), for sliding frames.

∩ 605 | 905 x 280 x 15
 ◇ 600x350 (art.2506) | 900x350 (art.2507)
 🏠 CR - VS - V



9408 | 9407

Supporti per ripiano in legno o vetro per art. 9640A e 9640B (set 4 pz).

Wooden or glass shelf supports for art. 9640A e 9640B (set 4 pcs).

∩ Ø45 x 43 | Ø13 x 40
 🏠 CR - VS - V



9673A | 9673B *

Mensola centrata per soluzioni a soffitto.

Centered shelf support for ceiling solutions.

∩ 605 | 905 x 285 x 15
 ◇ 600x350 (art.2506) | 900x350 (art.2507)
 🏠 CR - VS - V



8395

Piastrina per montaggio pannelli su cornici scorrevoli; viti M5 incluse.

Plate to fix panels on sliding frames; M5 screws included.

∩ 15 x 70 x 3
 🏠 CR - VS - V



8360 | 8361

Braccio dritto o inclinato quadro con attacco barra quadra 15x15.

Straight or inclined square arm for use on 15x15 square bar.

∩ 15x15 x 335 | 15x15 x 355 x 195
 🏠 CR - VS - V



9342 **NEW**

Coppia di strisce magnetiche adesive per montare il ripiano senza viti.

Pair of adhesive magnetic strips for screwless mounting of the shelf.

∩ 15 x 300 x 2
 🏠 PL



* Utilizzare i giunti art. 9651 e/o 9652 per montare l'accessorio / Use joints art. 9651 and/or 9652 to mount the accessory.


01.1 CUADRO - □ 20x20

C 9670 | 9670L

Struttura a "U" da soffitto regolabile in altezza, con asole quadre per montare max due ripiani (con art. 9655B o 9673B) e per una seconda appenderia (art. 9453B) a quota 1070 mm; la struttura può essere fissata anche a muro (con art. 9672); mascherine copri-piastra incluse.

Height-adjustable "U-shaped" ceiling element, with square slots to mount max two shelves (with art. 9655B or 9673B) and a second hanging rail (art. 9453B) at height 1070 mm; the structure can also be fixed to the wall (with art. 9672); plate covers included.

Art. compatibili / Art. compatible: 9655B | 9672 | 9673B | 9453B



regolabile/adjustable



incluso/included



9670

L 997

W 55

H min 1300 - max 1720

900x350 (art.2507)

CR - VS - V

9670L

L 997

W 55

H min 1300 - max 2120

900x350 (art.2507)

CR - VS - V

con/with art.9673



con/with art.9453B




esempio/sample



C 9672

Attacco a muro opzionale per strutture a soffitto (art. 9670 e 9670L).

Optional wall fixing plate for ceiling elements (art. 9670 and 9670L).



300 x 55 x 55

CR - VS - V

C 9453B | 9453C

Barra appenderia aggiuntiva per strutture a soffitto (art. 9670 e 9670L).

Hanging rail for ceiling elements (art. 9670 and 9670L).



925 | 625 x 15 x 15

CR - VS - V


01.1 CUADRO - □ 20x20

9674 KIT

Kit soluzione singola a soffitto, completa di attacchi a muro e barra mensola per ripiano (ripiano venduto separatamente).

Kit single-unit ceiling solution, equipped with wall fixing and shelf bar (wooden shelf sold separately).

Art./KIT : 1x 9670 | 2x 9672 | 2x 9652 | 1x 9655B



regolabile/adjustable

9674 KIT

L 997

W 320

H min 1300 - max 1720

◇ 900x350 (art.2507)

🏠 CR - VS - V




9675 KIT

Kit soluzione doppia a soffitto, completa di attacchi a muro, barre mensole per ripiani e barra appendieria di collegamento (ripiani venduti separatamente).

Kit double-unit ceiling solution, equipped with wall fixing, shelf bars and connecting hanging rail (wooden shelves sold separately).

Art./KIT : 2x 9670 | 4x 9672 | 2x 9651 | 2x 9652 | 1x 9653A | 2x 9655B



regolabile/adjustable

9675 KIT


L 2545

W 320

H min 1300 - max 1720

◇ 900x350 (art.2507)

🏠 CR - VS - V



01.1 CUADRO - 20x20

C 9680A | 9680B | 9680C

Espositore a muro con perni reggi-piano per n.2 ripiani legno o vetro (venduti separatamente). Le barre appenderia possono essere montate sotto ai ripiani (art. 9690A, 9690B, 9690C o 9690D).

Wall-mounted display with shelf-support pins for n.2 wooden or glass shelves (sold separately). The hanging bars can be mounted under shelves (art. 9690A, 9690B, 9690C or 9690D).



incluso/included



incluso/included



9680A

L 442

W 392

H 300

◇ 400x350 (art.2509)

🏠 CR - VS - V

9680B

L 642

W 392

H 300

◇ 600x350 (art.2506)

🏠 CR - VS - V

9680C

L 942

W 392

H 300

◇ 900x350 (art.2507)

🏠 CR - VS - V

con/with art. 9690D



C 9681A | 9681B | 9681C

Espositore a muro con perni reggi-piano per n.2 ripiani in legno o vetro (venduti separatamente). Le barre appenderia possono essere montate sotto ai ripiani (art. 9690A, 9690B, 9690C o 9690D).

Wall-mounted display with shelf-support pins for n.2 wooden or glass shelves (sold separately). The hanging bars can be mounted under shelves (art. 9690A, 9690B, 9690C or 9690D).



incluso/included



incluso/included



9681A

L 442

W 392

H 600

◇ 400x350 (art.2509)

🏠 CR - VS - V

9681B

L 642

W 392

H 600

◇ 600x350 (art.2506)

🏠 CR - VS - V

9681C

L 942

W 392

H 600

◇ 900x350 (art.2507)

🏠 CR - VS - V

con/with art. 9690A-B-C



01.1 CUADRO - 20x20

C 9684A | 9684B | 9684C

Espositore a muro con perni reggi-piano per n.2, 3 o 4 ripiani in legno o vetro (venduti separatamente). Le barre appenderia possono essere montate sotto ai ripiani (art. 9690A, 9690B, 9690C o 9690D).

Wall-mounted display with shelf-support pins for n.2, 3 or 4 wooden or glass shelves (sold separately). The hanging bars can be mounted under shelves (art. 9690A, 9690B, 9690C or 9690D).



incluso/included



incluso/included



9684A

L 442

W 392

H 1400

◇ 400x350 (art.2509)

CR - VS - V

9684B

L 642

W 392

H 1400

◇ 600x350 (art.2506)

CR - VS - V

9684C

L 942

W 392

H 1400

◇ 900x350 (art.2507)

CR - VS - V

con/with art. 9689A-B-C



con/with art. 9690A-B-C



C 9685A | 9685B | 9685C

Espositore da terra a n.4 ripiani (venduti separatamente), con perni reggi-piano per legno o vetro. Può essere montato su ruote (art. 9695).

Self-stand display with n.4 shelves (sold separately), with shelf-support pins for wooden or glass shelf. It can be mounted on wheels (art. 9695).



incluso/included



9685A

L 442

W 392

H 1070

◇ 400x350 (art.2509)

CR - VS - V

9685B

L 642

W 392

H 1070

◇ 600x350 (art.2506)

CR - VS - V

9685C

L 942

W 392

H 1070

◇ 900x350 (art.2507)

CR - VS - V

passo/pitch



01.1 CUADRO - 20x20

9686A | 9686B | 9686C

Espositore da terra a n.6 ripiani (venduti separatamente), con perni reggi-piano per legno o vetro.

Self-stand display with n.6 shelves (sold separately), with shelf-support pins for wooden or glass shelf.



incluso/included



9686A

L	442
W	392
H	1770
◇	400x350 (art.2509)
🏠	CR - VS - V

9686B

L	642
W	392
H	1770
◇	600x350 (art.2506)
🏠	CR - VS - V

9686C

L	942
W	392
H	1770
◇	900x350 (art.2507)
🏠	CR - VS - V



9687A | 9687B | 9687C

Espositore da terra a n.3 ripiani (venduti separatamente), con perni reggi-piano per legno o vetro. Le barre appendieria possono essere montate sotto ai ripiani (art. 9690A, 9690B, 9690C o 9690D).

Self-stand display with n.3 shelves (sold separately), with shelf-support pins for wooden or glass shelf. The hanging bars can be mounted under shelves (art. 9690A, 9690B, 9690C or 9690D).



incluso/included

con/with art. 9690A-B-C



passo/pitch



9687A


L	442
W	392
H	1770
◇	400x350 (art.2509)
🏠	CR - VS - V

9687B

L	642
W	392
H	1770
◇	600x350 (art.2506)
🏠	CR - VS - V

9687C

L	942
W	392
H	1770
◇	900x350 (art.2507)
🏠	CR - VS - V



01.1 CUADRO - 20x20

9688A | 9688B | 9688C


Espositore da terra a n.2 ripiani (venduti separatamente), con perni reggi-piano per legno o vetro. Possono essere aggiunti altri ripiani (con art. 9689A, 9689B o 9689C). Può essere montato su ruote (art. 9695). Le barre appendieria possono essere montate sotto ai ripiani (art. 9690A, 9690B, 9690C o 9690D).

Self-stand display with n.2 shelves (sold separately), with shelf-support pins for wooden or glass shelf. Other shelves can be added (with art. 9689A, 9689B or 9689C). It can be mounted on wheels (art. 9695). The hanging bars can be mounted under shelves (art. 9690A, 9690B, 9690C or 9690D).



incluso/included

passo/pitch



con/with art. 9690D



9688A

L 442

W 392

H 1770

400x350 (art.2509)

CR - VS - V

9688B

L 642

W 392

H 1770

600x350 (art.2506)

CR - VS - V

9688C

L 942

W 392

H 1770

900x350 (art.2507)

CR - VS - V

9689M **NEW**

Coppia di traversini laterali per gli espositori da terra, per mettere le appendierie longitudinali (art.9690A-B-C); si montano con le traverse porta ripiano.

Pair of lateral crossbars for self-stand displays, to place lengthwise hanging rail (art.9690A-B-C); mounting with shelf bars.



montato/mounted



9689M

L 20

W 388


H 20

CR - VS - V

9693

Ripiano a "L" in lamiera per gli espositori da terra (art. 9685, 9686, 9687, 9688).

L-shape shelf in metal plate designed for self-stand displays (art. 9685, 9686, 9687, 9688).



con/with art. 9685A-9686A



9693

L 400

W 400

H 374


VS - V

01.1 CUADRO - □20x20

9689A | 9689B | 9689C

Coppia traverse porta ripiano per gli espositori da terra (art. 9687 e 9688).

Couple of shelf bars for self-stand displays (art. 9687 and 9688).



402 | 602 | 902 x 20 x 20

CR - VS - V



9690A | 9690B | 9690C

Barra appenderia longitudinale in tubo quadro 15x15.

Lengthwise hanging rail in 15x15 square tube.



442 | 642 | 942 x 15 x 55

CR - VS - V



9695

Kit n.4 ruote di cui n.2 con freno, con gambo filettato M6.

Kit n.4 wheels of which n.2 with brake, with M6 threaded pin.



Ø50

PL

9260 | 9261

Braccio dritto o inclinato quadro con attacco barra quadra 20x20.

Straight or inclined square arm for use on 20x20 square bar.



20x20 x 335 | 20x20 x 340 x 225

CR - VS - V

2509 | 2506 | 2507

Ripiano in legno.

Wooden shelf.



400 | 600 | 900 x 350 x 12

BNC-NR-OLDK-ROV / WHT-BLCK-OLDK-OAK

9690D

Barra appenderia frontale; si può montare sotto le traverse porta ripiano.

Frontal hanging bar; it can be mounted under shelf bars.



15 x 355 x 55

CR - VS - V



9258C | 9258D **NEW**

Gancio blister con attacco barra quadra 20x20.

Blister hook for use on 20x20 square bar.



L 200 | 300

CR - VS - V

9266 **NEW**

Braccio quadro a scavalco con attacco barra quadra 20x20.

Crossing square arm for use on 20x20 square bar.



20x20 x 427 (200+200)

CR - VS - V

01.1 CUADRO - □ 20x20

M CUA100 | CUA110 | CUA105 | CUA115

Stender fisso, con o senza base in legno.

Fixed-height clothes rail, with or without wooden base.



CUA100

L	1000
W	380
H	1450
kg	40
CR - VS - V	
	-

CUA110

L	1000
W	400
H	1450
kg	40
CR - VS - V	
	BNC-NR-OLDK-ROV WHT-BLCK-OLDK-OAK

CUA105

L	700
W	380
H	1450
kg	40
CR - VS - V	
	-

CUA115

L	700
W	400
H	1450
kg	40
CR - VS - V	
	BNC-NR-OLDK-ROV WHT-BLCK-OLDK-OAK

M CVD100 | CVD105

Porta banner (spessore massimo 6 mm)
per art. CUA 105, CUA115, CUA100, CUA110.

*Banner holder (maximum thickness 6 mm)
for art. CUA 105, CUA115, CUA100, CUA110.*



1000 | 700 x 25 x 350

CR - VS - V

01.1 CUADRO - □20x20

M CUA107 | CUA117

Stender fisso, con o senza base in legno.

Fixed-height clothes rail, with or without wooden base.



CUA107

L	1000
W	380
H	1450
kg	40
CR - VS - V	
	-

CUA117

L	1000
W	400
H	1450
kg	40
CR - VS - V	
	BNC-NR-OLDK-ROV WHT-BLCK-OLDK-OAK

M CUA800

Specchiera ad anta girevole con base in legno.

Turning mirror with wooden base.



girevole/turning

CUA800

L	500
W	400
H	1750
CR - VS - V	
	BNC-NR-OLDK-ROV WHT-BLCK-OLDK-OAK



01.1 CUADRO - □20x20

M CUA400 | CUA400L | CUA401 | CUA401L

Strutture per tavolo, con o senza piani in legno.

Table frames, with or without wooden top and base.



CUA400

L	1200
W	400
H	880
CR	VS - V
BNC	-

CUA400L


L	200
W	600
H	880 + 20
CR	VS - V
BNC	BNC-NR-OLDK-ROV WHT-BLCK-OLDK-OAK

CUA401

L	1200
W	400
H	430
CR	VS - V
BNC	-

CUA401L

L	1200
W	600
H	430 + 20
CR	VS - V
BNC	BNC-NR-OLDK-ROV WHT-BLCK-OLDK-OAK



3

2

1

- ① GILKIT4
- ② GILKIT5
- ③ GILKIT6

alcalain *MC*

SISTEMI

GILL

25x25 TUBO QUADRO / SQUARE TUBE

01.2



- 1 ST330
- 2 ST340
- 3 GILKIT19

1

 Greenery Fruit

3

2



01.2 GILL - □25x25

GILKIT10 | GILKIT10A *

NEW

Struttura autoportante in tubo quadro e giunti in lamiera, con 2 barre appenderia e allungo che permette la modularità (ripiani venduti separatamente).

Freestanding structure in square tube and metal plate joints, with 2 hanging bars and extension kit (shelves sold separately).

Joints/KIT10: 8x GIL25803 | 12x GIL25807
 Joints/KIT10A: 4x GIL25804 | 6x GIL25807

giunto/joint



GILKIT10

L	1060
W	460
H	2400
◇	1000x400 (art.2501)
🏠	CR - VS - V

GILKIT10A

L	1035
W	460
H	2400
◇	1000x400 (art.2501)
🏠	CR - VS - V

GILKIT11 | GILKIT11A *

NEW

Struttura autoportante in tubo quadro e giunti in lamiera, con predisposizione per ripiani (venduti separatamente) e allungo che permette la modularità.

Freestanding structure in square tube and metal plate joints, with shelves (sold separately) and extension kit.

Joints/KIT11: 8x GIL25803 | 16x GIL25804
 Joints/KIT11A: 4x GIL25804 | 8x GIL25805



GILKIT11

L	1060
W	460
H	2400
◇	1000x400 (art.2501)
🏠	CR - VS - V

GILKIT11A

L	1035
W	460
H	2400
◇	1000x400 (art.2501)
🏠	CR - VS - V

01.2 GILL - □25x25

M GILKIT12 | GILKIT12A * **NEW**

Struttura autoportante in tubo quadro e giunti in lamiera con barra appenderia, predisposizione per ripiani (venduti separatamente) e allungo per permettere la modularità.

Freestanding structure in square tube and metal plate joints with hanging bar, shelves (sold separately) and extension kit.

Joints/KIT12: 8x GIL25803 | 8x GIL25804 | 6x GIL25807
 Joints/KIT12A: 4x GIL25804 | 2x GIL25807 | 1x GIL25808 | 4x GIL25805

GILKIT12

L	1060
W	460
H	2400
◇	1000x400 (art.2501)
🏠	CR - VS - V

GILKIT12A

L	1035
W	460
H	2400
◇	1000x400 (art.2501)
🏠	CR - VS - V



M GILKIT15 | GILKIT15A * **NEW**

Struttura autoportante cavettata in tubo quadro e giunti in lamiera con barra appenderia, 3 coppie mensole (ripiani venduti separatamente) e allungo che permette la modularità.

Freestanding slotted structure in square tube and metal plate joints with hanging bar, 3 pairs of shelf brackets (shelves sold separately) and extension kit.

Joints/KIT15: 8x GIL25803
 Joints/KIT15A: 4x GIL25804

GILKIT15

L	1025
W	460
H	2400
◇	1000x350 (art.2512)
🏠	CR - VS - V

GILKIT15A

L	1000
W	460
H	2400
◇	1000x350 (art.2512)
🏠	CR - VS - V



* Vedi tutti i giunti del sistema GILL a pag. 199 / See all the joints of GILL system on pag. 199.

M GILKIT16 | GILKIT16A * NEW

Struttura autoportante cavettata in tubo quadro e giunti in lamiera, con 5 coppie mensole (ripiani venduti separatamente) e allungo che permette la modularità.

Freestanding slotted structure in square tube and metal plate joints, with 5 pairs of shelf brackets (shelves sold separately) and extension kit.

Joints/KIT16: 8x GIL25803
Joints/KIT16A: 4x GIL25804

GILKIT16

L	1025
W	460
H	2400
◇	1000x350 (art.2512)
🏠	CR - VS - V

GILKIT16A

L	1000
W	460
H	2400
◇	1000x350 (art.2512)
🏠	CR - VS - V



M GILKIT17 | GILKIT17A * NEW

Struttura autoportante cavettata in tubo quadro e giunti in lamiera con 2 barre appenderia, 1 coppia mensola (ripiano venduto separatamente) e allungo che permette la modularità.

Freestanding slotted structure in square tube and metal plate joints, with 2 hanging bars, a pair of shelf brackets (shelf sold separately) and extension kit.

Joints/KIT17: 8x GIL25803
Joints/KIT17A: 4x GIL25804

GILKIT17

L	1025
W	460
H	2400
◇	1000x350 (art.2512)
🏠	CR - VS - V

GILKIT17A

L	1000
W	460
H	2400
◇	1000x350 (art.2512)
🏠	CR - VS - V



01.2 GILL - □25x25

M GILKIT19 | GILKIT19A *

NEW

Struttura autoportante in tubo quadro e giunti in lamiera con ripiani inclinati e specchio (inclusi) e allungo che permette la modularità.

Freestanding structure in square tube and metal plate joints with inclined shelves and mirror (all included) and extension kit.

*Joints/KIT19: 8x GIL25803 | 18x GIL25807 | 2x GIL25804
Joints/KIT19A: 4x GIL25804 | 8x GIL25808 | 1x GIL25805 | 1x GIL25807*



GILKIT19

L	1025
W	600
H	2400
Icon	CR - VS - V

GILKIT19A

L	1000
W	600
H	2400
Icon	CR - VS - V

M ST322

Barra appenderia in tubo ovale 30x15 mm.

Clothes-hanger bar in oval tube 30x15 mm.



Icon 1000 x 350 x 75

Icon CR - VS - V

M ST731

Coppia mensole per ripiano in vetro (sp. 8-12mm).

Pair of brackets for glass shelf (th. 8-12mm).



Icon 135 x 30 x 90

Icon CR - VS - V

M ST220

Coppia mensole.

Pair of shelf brackets.



Icon 300 x 20 x 75

Icon CR - VS - V

C 2512

Ripiano in legno.

Wooden shelf.



Icon 1000 x 350 x 18-22-25

Icon BNC-NR-OLDK-ROV / WHT-BLCK-OLDK-OAK


* Vedi tutti i giunti del sistema GILL a pag. 199 / See all the joints of GILL system on pag. 199.

01.2 GILL - □25x25

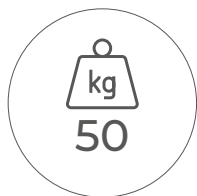
M GILKIT1A | GILKIT1B | GILKIT1C *

Stender ad altezza fissa in tubi e giunti in lamiera.

Fixed-height clothes rail in tube and joints in metal plate.



□25x25



portata/load



GILKIT1A

L	600
W	500
H	1500
kg	50
Ø	Ø50 2
CR	CR - VS - V

GILKIT1B

L	900
W	500
H	1500
kg	50
Ø	Ø50 2
CR	CR - VS - V

GILKIT1C

L	1200
W	500
H	1500
kg	50
Ø	Ø50 2
CR	CR - VS - V


Ø50



M GILKIT2 *

Gondola in tubi e giunti in lamiera allestita con appeso centrale e piegato superiore (piani non inclusi).

Gondola in tube and joints in metal plate set up with central hanging and folded on the top (top not included).



□25x25



GIDKIT2


L	1200
W	600
H	1450
CR	CR - VS - V

01.2 GILL - □25x25

M GILKIT3 *

Struttura per tavolo in tubi e giunti in lamiera (piani non inclusi).

Structure for table in tubes and metal plate joints (tops not included).



□25x25



GILKIT3

L 1200

W 600


H 780

CR - VS - V

M GILKIT4 | GILKIT5 *

Struttura per espositori sovrapponibili in tubi e giunti in lamiera (piani non inclusi).

Structure for stackable displays in tubes and metal plate joints (tops not included).



□25x25



GILKIT4

L 1200

W 600

H 650

CR - VS - V

GILKIT5


L 1100

W 530

H 400

CR - VS - V

* Vedi tutti i giunti del sistema GILL a pag. 199 / See all the joints of GILL system on pag. 199.



1

2

3

4

- 1 9320 | 9321
- 2 9370
- 3 9310 | 9313
- 4 TRP008
- 5 9380B
- 6 TRP004
- 7 9302
- 8 9371 | 3301
- 9 3300L

alcalain *MC*



SISTEMI

TRIPLO

30x30 TUBO QUADRO / SQUARE TUBE

01.3

01.3 TRIPLO - □30x30

9301 | 9302 | 9303

Struttura portale a parete, cavettata sul retro, completa di attacchi a muro e mascherine copri piastra. Allestire con barre appenderia (art. 9353A, 9353B o 9353C) e/o mensole (art. 9343DX/SX).

Wall-mounted portal structure, back-slotted, complete of wall fixing and plate covers. Equip with hanging bars (art. 9353A, 9353B or 9353C) and/or shelf brackets (art. 9343DX/SX).



esempio/sample

9301

L	672
W	300
H	2400
◇	600x400 (art.2560)
🏠	CR - VS - V


9302

L	972
W	300
H	2400
◇	900x400 (art.2500)
🏠	CR - VS - V

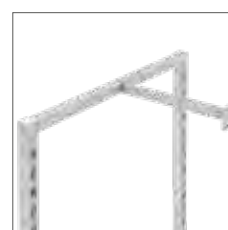
9303

L	1072
W	300
H	2400
◇	1000x400 (art.2501)
🏠	CR - VS - V

passo/pitch



zoom



01.3 TRIPLO - □30x30

C 9310 **NEW**

Piantana pavimento-soffitto, cavettata sul retro, completa di attacco a soffitto (zincato) e piedino regolabile a pavimento.

Ceiling-floor upright, back-slotted, complete of ceiling fixing (galvanized) and adjustable foot.



regolabile/adjustable



incluso/included



esempio/sample



9310

L 55

W 55


H Min 2975 - max 3040

CR - VS - V

con/with art.9313



passo/pitch



01.3 TRIPLO - 30x30

C 9300

Piantana singola per soluzioni a muro (con art. 9305), completa di piedino regolabile e tappo terminale.

Single upright for wall solution (with art. 9305), complete of adjustable foot and cap.



incluso/included

9300

L	30
W	30
H	2400
CR - VS - V	



C 9305

Attacco a muro completo di mascherina copri piastra.


Wall fixing complete of plate cover.



9305

L	55
W	300
H	55
CR - VS - V	

montato/mounted



C 9313 **NEW**

Prolunga per piantane pavimento-soffitto (art. 9310): estensione massima di +1020 mm.

Extension for ceiling-floor upright (art. 9310): max extension of +1020 mm.



incluso/included



9313

L	25
W	25
H	1100
CR - VS - V	

con/with art.9310



C 9314 **NEW**

Fissaggio a pavimento (zincato) per piantane pavimento-soffitto (art. 9310).

Floor fixing galvanized) for ceiling-floor upright (art. 9310).



9314

L	55
W	55
H	100
(ZN) CR - VS - V	

montato/mounted



01.3 TRIPLO - □ 30x30

9320 | 9320E | 9321 | 9321E **NEW**

Struttura autoportante modulare, cavettata sul retro, da allestire con mensole art. 9343DX/SX e/o barre appenderia art. 9353A o 9353C. Può essere fissata a muro. Il montante cavettato può essere spostato al centro della spalla, per allestire soluzioni centrate con mensole art. 9328DX/SX.

Modular freestanding structure, back-slotted, to equip with shelf brackets art. 9343DX/SX and/or hanging bars art. 9353A or 9353C. It can be fixed to the wall. The slotted upright can be moved in the middle of the pillar, to equip centered solutions with shelf brackets art. 9328DX/SX.



esempio/sample

passo/pitch



centrato/centered



9320

L	672
W	460
H	2460
◇	600x400 (art.2560)
🏠	CR - VS - V

9320E

L	642
W	460
H	2460
◇	600x400 (art.2560)
🏠	CR - VS - V

9321

L	1072
W	460
H	2460
◇	1000x400 (art.2501)
🏠	CR - VS - V

9321E

L	1042
W	460
H	2460
◇	1000x400 (art.2501)
🏠	CR - VS - V

01.3 TRIPLIO - □ 30x30

9328DX/SX **NEW**

Coppia mensole centrate per piantane pavimento-soffitto (art. 9310) o piantana singola (art. 9300).

Pair of centered shelf brackets for ceiling-floor uprights (art. 9310) or single upright (art. 9300).



 46 x **300** x 68

 CR - VS - V

9342 **NEW**

Coppia di strisce magnetiche adesive per montare il ripiano senza viti.

Pair of adhesive magnetic strips for screwless mounting of the shelf.



 15 x **300** x 2

 PL

9343DX/SX

Coppia mensole decentrate per strutture portale a parete (art. 9301, 9302, 9303) o piantana singola (art. 9300).

Pair of off-centre shelf brackets for wall portal structures (art. 9301, 9302, 9303) or single upright (art. 9300).



 46 x **350(74+276)** x 68

 CR - VS - V

9373DX/SX

Coppia mensole a sbalzo dietro per strutture autoportanti (art. 9370, 9371).

Pair of rearward shelf brackets for freestanding structures (art. 9370, 9371).



 46 x **350** x 68

 CR - VS - V

9353A | 9353B | 9353C | 9353D

Barra appenderia in tubo rettangolare 30x10.


Hanging rail in rectangular tube 30x10.



 **636 | 936 | 1036 | 1236** x 30 x 68

 600x400 (art.2560) | 900x400 (art.2500) | 1000x400 (art.2501) | 1200x400

 CR - VS - V



9340A | 9340B | 9340C **NEW**

Barra appenderia arretrata per esposizione frontale, in tubo rettangolare 30x10.

Backward hanging rail for frontal display, in rectangular tube 30x10.



 **636 | 936 | 1036** x 260 x 68

 600x400 (art.2560) | 900x400 (art.2500) | 1000x400 (art.2501)

 CR - VS - V



01.3 TRIPLO - □ 30x30

9354A | 9354B | 9354C **NEW**

Profilo a L in alluminio anodizzato lucido con adesivo magnetico, per barre appenderia art. 2653C, 2653B, 2653A.

Polished anodized aluminum L-shaped profile with magnetic adhesive, for hanging bar art. 2653C, 2653B, 2653A.

↳ 600 | 900 | 1000 x 10 x 10

🏠 CR



2438 **NEW**

Profilo a U in PVC trasparente per barre appenderia in tubo rettangolare 30x10; fornito in barre da tagliare a misura.

Transparent PVC U-shaped profile, for hanging bar in 30x10 rectangular tube; supplied in bars to be cut to size.

↳ 2000 x 12.5 x 8

🏠 PL



2458A | 2458B | 2458C | 2458D

Gancio blister con attacco barra rettangolare 30x10.

Blister hook for use on 30x10 rectangular bar.

↳ L 100 | 150 | 200 | 300

🏠 CR - VS - V



2460 | 2461

Braccio rettangolare dritto o inclinato con attacco barra rettangolare 30x10.

Rectangular straight or inclined arm for use on 30x10 rectangular bar.

↳ 20x10 x 345 | 20x10 x 345 x 215

🏠 CR - VS - V



2462

Braccio rettangolare a scavalco con attacco barra rettangolare 30x10.

Crossing rectangular arm for use on 30x10 rectangular bar.

↳ 20x10 x 417 (150+250)

🏠 CR - VS - V



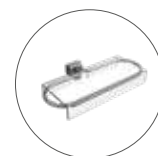
2423 | 7174 **NEW**

Espositore a forma ovale, con attacco barra rettangolare 30x10, e pianetto in plexiglass trasparente a incastro.

Oval-shaped display, with 30x10 rectangular bar hook, and interlocking transparent plexiglass top.

↳ 211 x 105 x 76 | 180 x 80 x 25

🏠 CR - VS - V | PL




2424 **NEW**

Espositore in lamiera ideale per scarpe, con attacco barra rettangolare 30x10.

Metal plate display perfect for shoes, with 30x10 rectangular bar hook.

↳ 250 x 120 x 30

🏠 VS - V



2560 | 2500 | 2501

Ripiano in legno.

Wooden shelf.

↳ 600 | 900 | 1000 x 400 x 18-22-25

🏠 BNC-NROPC-OLDK-ROV / WHT-MTBLCK-OLDK-OAK




01.3 TRIPLO - □30x30

9370 | 9371

Struttura autoportante, con cave parziali sul retro: si possono mettere fino a 4 ripiani equi distanti. Allestire con barre appenderia (art. 9353A o 9353C) e/o mensole (art. 9373DX/SX).

Freestanding structure, with partially back-slotted uprights: up to 4 evenly spaced shelves can be placed. Equip with hanging bars (art. 9353A or 9353C) and/or shelf brackets (art. 9373DX/SX).



retro/back

9370

L	672
W	430
H	1800
◇	600x400 (art.2560)
🏠	CR - VS - V

9371

L	1072
W	430
H	1800
◇	900x400 (art.2500)
🏠	CR - VS - V

passo/pitch



zoom



attrezzato/equipped



01.3 TRIPLO - □30x30

M TRP004

Specchiera da terra.

Floor mirror.



TRP004

L	520
W	550
H	1690
Ø	Ø80
CEC	CR - VS - V

Ø80



M TRP008

Stender fisso (barra appenderia sempre cromata).

Fixed-height clothes rail (upper bar always in chrome finishing).



TRP008

L	1400
W	550
H	1690
kg	50
Ø	Ø80
CEC	CR - VS - V

Ø80



01.3 TRIPLLO - 30x30

C 9380B KIT

Struttura per tavolo grande, con incluse due coppie di mensole (art. 9383DX/SX) e una barra appenderia (art. 9353D); piani in legno non inclusi (art. 9380L e 2500).

Big table frame, complete with two pairs of shelf brackets (art. 9383DX/SX) and one hanging-bar (art. 9353D); wooden top and shelves not included (art. 9380L and 2500).



9380B KIT

L	1272
W	600 + 200
H	900
	1346x674 (art.9380L) 900x400 (art.2500)
	CR - VS - V

C 9381B KIT

Struttura per tavolo piccolo, con incluse due coppie di mensole (art. 9383DX/SX) e una barra appenderia (art. 9353B); piani in legno non inclusi (art. 9381L e 2560).

Small table frame, complete with two pairs of shelf brackets (art. 9383DX/SX) and one hanging-bar (art. 9353B); wooden top and shelves not included (art. 9381L and 2560).



9381B KIT

L	972
W	600 + 200
H	900
	1046x674 (art.9381L) 600x400 (art.2560)
	CR - VS - V

01.3 TRIPLO - □ 30x30

9380A KIT

Struttura per tavolo grande, con incluse due barre appenderia (art. 9353B e 9353D, piano non incluso).

Big table frame, complete with two hanging-bars (art. 9353B and 9353D, wooden top not included).

- 📏 1272 x 600 x 900
- 📏 1346x674 (art.9380L)
- 🏠 CR - VS - V



9381A KIT

Struttura per tavolo piccolo, con incluse due barre appenderia (art. 9353A e 9353B, piano non incluso).

Small table frame, complete with two hanging-bars (art. 9353A and 9353B, wooden top not included).

- 📏 972 x 600 x 900
- 📏 1046x674 (art.9381L)
- 🏠 CR - VS - V



9380

Struttura per tavolo grande (piano non incluso).

Big table frame (wooden top not included).

- 📏 1272 x 600 x 900
- 📏 1346x674 (art.9380L)
- 🏠 CR - VS - V



9381

Struttura per tavolo piccolo (piano non incluso).

Small table frame (wooden top not included).

- 📏 972 x 600 x 900
- 📏 1046x674 (art.9381L)
- 🏠 CR - VS - V



9380L

Piano in legno per tavolo grande.

Wooden top for big table.

- 📏 1346 x 674 x 18-22-25
- 🏠 BNC-OLDK-ROV / WHT-OLDK-OAK



9381L

Piano in legno per tavolo piccolo.

Wooden top for small table.

- 📏 1046 x 674 x 18-22-25
- 🏠 BNC-OLDK-ROV / WHT-OLDK-OAK



9383DX/SX

Coppia mensole a sbalzo avanti per ripiani sotto i tavoli (art. 9380, 9381).

Pair of forward shelf brackets for shelves under the tables (art. 9380, 9381).

- 📏 46 x 300(230+70) x 68
- 🏠 CR - VS - V




2560 | 2500

Ripiano in legno.

Wooden shelf.

- 📏 600 | 900 x 400 x 18-22-25
- 🏠 BNC-OLDK-ROV / WHT-OLDK-OAK





2

7

6

7

3

1

- 1 8812 | 8815
- 2 8810 | 8815A
- 3 TABB100
- 4 TABB105
- 5 8810 | 8815
- 6 3303
- 7 3300

alcalain *MC*

5

SISTEMI

BIGSHOP

50x20 TUBO RETTANGOLARE / RECTANGULAR TUBE

4

01.4



① 8804 | 8804E

② 8846 | 2460

③ 8853 | 2462

④ 8854

01.4 BIGSHOP - ☑ 50x20

☾ 8804 | 8804A | 8804E | 8804EA KIT

Soluzione autoportante alta allestita con 1 barra appendieria e 3 ripiani in legno (venduti separatamente) e relativo kit estensione per continuità.

High freestanding unit equipped with 1 hanging rail and 3 wooden shelves (sold separately) and extension kit for continuity.

Art./KIT 8804 - 8804A : 2x 8810 | 4x 8815-8815A | 3x 8843DX/SX | 1x 8853-8853A

Art./KIT 8804E - 8804EA : 1x 8810 | 4x 8815-8815A | 3x 8844 | 1x 8853-8853A



passo/pitch



8804

L	1072
W	442
H	2400
◇	1000x400 (art.2501)
🏠	CR - VS - V

8804A

L	672
W	442
H	2400
◇	600x400 (art.2560)
🏠	CR - VS - V

8804E

L	1022
W	442
H	2400
◇	1000x400 (art.2501)
🏠	CR - VS - V

8804EA

L	622
W	442
H	2400
◇	600x400 (art.2560)
🏠	CR - VS - V

☾ 8805 | 8805A | 8805E | 8805EA KIT

Soluzione autoportante alta allestita per 6 ripiani in legno (venduti separatamente) e relativo kit estensione per continuità.

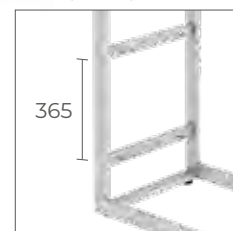
High freestanding unit equipped with 6 wooden shelves (sold separately) and extension kit for continuity.

Art./KIT 8805 - 8805A : 2x 8810 | 4x 8815-8815A | 6x 8843DX/SX

Art./KIT 8805E - 8805EA : 1x 8810 | 4x 8815-8815A | 6x 8844



passo ripiani/pitch shelves



8805

L	1072
W	442
H	2400
◇	1000x400 (art.2501)
🏠	CR - VS - V

8805A

L	672
W	442
H	2400
◇	600x400 (art.2560)
🏠	CR - VS - V

8805E

L	1022
W	442
H	2400
◇	1000x400 (art.2501)
🏠	CR - VS - V

8805EA

L	622
W	442
H	2400
◇	600x400 (art.2560)
🏠	CR - VS - V

01.4 BIGSHOP - ☑ 50x20

☾ 8807 | 8807A | 8807E | 8807EA KIT

Soluzione autoportante allestita con 1 barra appenderia e 2 ripiani in legno (venduti separatamente) e relativo kit estensione per continuità.

Freestanding unit equipped with 1 hanging rail and 2 wooden shelves (sold separately) and extension kit for continuity.

Art./KIT 8807 - 8807A : 2x 8812 | 4x 8815-8815A | 2x 8843DX/SX | 1x 8853-8853A

Art./KIT 8807E - 8807EA : 1x 8812 | 4x 8815-8815A | 2x 8844 | 1x 8853-8853A



passo/pitch



8807

L	1072
W	442
H	1850
📏	1000x400 (art.2501)
🏠	CR - VS - V

8807A

L	672
W	442
H	1850
📏	600x400 (art.2560)
🏠	CR - VS - V

8807E

L	1022
W	442
H	1850
📏	1000x400 (art.2501)
🏠	CR - VS - V

8807EA

L	622
W	442
H	1850
📏	600x400 (art.2560)
🏠	CR - VS - V

8808 | 8808A | 8808E | 8808EA KIT

Soluzione autoportante allestita per 5 ripiani in legno (venduti separatamente) e relativo kit estensione per continuità.

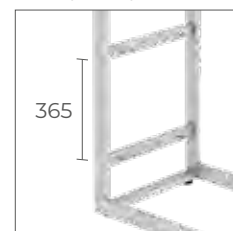
Freestanding unit equipped with 5 wooden shelves (sold separately) and extension kit for continuity.

Art./KIT 8808 - 8808A : 2x 8812 | 4x 8815-8815A | 5x 8843DX/SX

Art./KIT 8808E - 8808EA : 1x 8810 | 4x 8815-8815A | 6x 8844



passo ripiani/pitch shelves



8808

L	1072
W	442
H	1850
◇	1000x400 (art.2501)
🏠	CR - VS - V

8808A

L	672
W	442
H	1850
◇	600x400 (art.2560)
🏠	CR - VS - V

8808E

L	1022
W	442
H	1850
◇	1000x400 (art.2501)
🏠	CR - VS - V

8808EA

L	622
W	442
H	1850
◇	600x400 (art.2560)
🏠	CR - VS - V

01.4 BIGSHOP - ☑50x20

☾ 8810 | 8812

Montante a telaio intero.

One-piece frame upright.




8810

L	50
W	442
H	2400
	CR - VS - V
	passo/pitch: 365 - 182,5

8812

L	50
W	442
H	1850
	CR - VS - V
	passo/pitch: 182,5

art.8810



passo/pitch



8815 | 8815A

Traversa strutturale di collegamento.

Connecting structural bar.




8815

L	972
W	20
H	50
📏	1000x400 (art.2501)
🏠	CR - VS - V

8815A

L	572
W	20
H	50
📏	600x400 (art.2560)
🏠	CR - VS - V

dettaglio/detail



8843DX/SX

Coppia mensole destra e sinistra.

Pair of right and left brackets.



📏	48 x 400 x 40
🏠	CR - VS - V

8844

Mensola centrale per continuità.

Central shelf bracket for continuity.



📏	76 x 400 x 40
🏠	CR - VS - V

2501

Ripiano in legno.

Wooden shelf.



📏	1000 x 400 x 18-22-25
🏠	BNC-NROPC-OLDK-ROV / WHT-MTBLCK-OLDK-OAK

2560

Ripiano in legno.

Wooden shelf.



📏	600 x 400 x 18-22-25
🏠	BNC-NROPC-OLDK-ROV / WHT-MTBLCK-OLDK-OAK

01.4 BIGSHOP - ☑ 50x20

☾ 8853 | 8853A *

Barra appenderia da avvitare sotto le mensole, in tubo rettangolare 30x10.

Hanging rail to fix under the brackets, in 30x10 rectangular tube.



☞ 1000 | 600 x 15 x 70

🏠 CR - VS - V



☾ 8854 *

Barra appenderia superiore da avvitare in alto ai montanti a telaio, in tubo rettangolare 30x10.

Upper hanging rail to fix at the top of frame uprights, in 30x10 rectangular tube.



☞ 1000 x 15 x 110

🏠 CR - VS - V



☾ 8846 | 8846A

Barra appenderia per esposizione frontale, in tubo rettangolare 30x10.

Hanging bar for frontal display, in 30x10 rectangular tube.



☞ 1015 | 615 x 46 x 70

🏠 CR - VS - V



☾ 2458A | 2458B | 2458C | 2458D

Gancio blister con attacco barra rettangolare 30x10.

Blister hook for use on 30x10 rectangular bar.



☞ L 100 | 150 | 200 | 300

🏠 CR - VS - V

☾ 2460 | 2461

Braccio rettangolare dritto o inclinato con attacco barra rettangolare 30x10.

Rectangular straight or inclined arm for use on 30x10 rectangular bar.



☞ 20x10 x 345 | 20x10 x 345 x 215

🏠 CR - VS - V

☾ 2462

Braccio rettangolare a scavalco con attacco barra rettangolare 30x10.

Crossing rectangular arm for use on 30x10 rectangular bar.



☞ 20x10 x 417 (150+250)

🏠 CR - VS - V

☾ 2423 | 7174 **NEW**

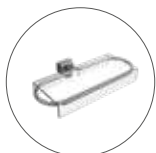
Espositore a forma ovale, con attacco barra rettangolare 30x10, e pianetto in plexiglass trasparente a incastro.

Oval-shaped display, with 30x10 rectangular bar hook, and interlocking transparent plexiglass top.



☞ 211 x 105 x 76 | 180 x 80 x 25

🏠 CR - VS - V | PL



☾ 2424 **NEW**


Espositore in lamiera ideale per scarpe, con attacco barra rettangolare 30x10.

Metal plate display perfect for shoes, with 30x10 rectangular bar hook.




☞ 250 x 120 x 30

🏠 VS - V



* Vedi i profili proteggi barre art. 2438 e 9354 a pag. 47 / See the pipe covering profiles art. 2438 and 9354 on pag. 47.



1

2

1

3

4

5

- 1 8500
- 2 8524
- 3 8543DX/SX
- 4 8540A
- 5 8545DX/SX | 8561
- 6 8546A
- 7 9380B
- 8 8586

7

alcalain *MC*



SISTEMI

LASER

50x20 TUBO RETTANGOLARE / RECTANGULAR TUBE

01.5

01.5 LASER -  50x20

 **8500**

Montante a parete, predisposta per 3 punti di fissaggio a muro (copritesta e piedino alettato con foro M10 inclusi).

Wall-mounted upright with 3 square slots for wall fixing (cap and finned foot with M10 hole included).



incluso/included



incluso/included



esempio/sample



8500


 50

 20


 2400

 CR - VS - V

passo/pitch



fissaggio/fixing




01.5 LASER - ☑ 50x20

8584

Struttura gondola per allestimento bifacciale.

Gondola frame for two-sided setting up.

Art. compatibili / Art. compatible: 8540A | 8546A | 8543DX/SX | 8545DX/SX



☑ 50X30

8584

L 1050


W 740

H 1450

◇ 1000x400 (art.2501)

🏠 CR - VS - V

passo/pitch




8586 KIT

Gondola allestita con appeso e piegato bifacciale (ripiani venduti separatamente).

Gondola set up with double-sided hanging and folded (shelves sold separately).

Art./KIT: 1x 8584 | 2x 8546A | 2x 8543DX/SX



☑ 50X30

8586KIT

L 1050


W 740

H 1450

◇ 1000x400 (art.2501)

🏠 CR - VS - V


passo/pitch



8540A | 8540B | 8540C

Barra appenderia.


Hanging rail.




Ø 22




8540A

L	1000
W	305
H	87
	CR - VS - V

8540B

L	900
W	305
H	87
	CR - VS - V


8540C

L	600
W	305
H	87
	CR - VS - V

8546A | 8546B | 8546C

Coppia mensole per ripiano con barra appenderia.



Pair of shelf brackets with hanging rail.





Ø 22





8546A

L	1000
W	305
H	87
	1000x400 (art.2501)
	CR - VS - V

8546B

L	900
W	305
H	87
	900x400 (art.2500)
	CR - VS - V

8546C

L	600
W	305
H	87
	600x400 (art.2560)
	CR - VS - V

01.5 LASER - ☑ 50x20

☾ 8543DX/SX

Coppia mensole per ripiano.

Pair of shelf brackets.



📏 305 x 19 x 87

🏠 CR - VS - V

☾ 8524 **NEW**

Espositore in lamiera per prodotti di piccole dimensioni, come scarpe, occhiali ecc...

Metal sheet holder for small goods like shoes, glasses etc...



📏 200 x 138 x 42

🏠 VS - V

☾ 8545DX/SX | 4000L

Coppia di supporti per barra da esposizione frontale su misura, con tubo ovale 30x15.

Pair of supports for customized frontal display bar, with 30x15 oval tube.



📏 60 x 84 x 87 | 30x15 x 3000

🏠 CR - VS - V



☾ 2058B | 2058C | 2058D *

Gancio blister con attacco barra ovale 30x15.

Blister hook for use on 30x15 oval bar.



📏 L 150 | 200 | 300

🏠 CR - VS - V

☾ 8560 *

Braccio dritto tondo con attacco barra ovale 30x15.

Round straight arm for use on 30x15 oval bar.



📏 Ø22 x 380

🏠 CR - VS - V

☾ 8561 *

Braccio inclinato tondo con attacco barra ovale 30x15.

Round inclined arm for use on 30x15 oval bar.



📏 Ø22 x 330 x 255

🏠 CR - VS - V

☾ 2560 | 2500 | 2501

Ripiano in legno.


Wooden shelf.



📏 600 | 900 | 1000 x 400 x 18-22-25

🏠 BNC-NROPC-OLDK-ROV / WHT-MTBLCK-OLDK-OAK

* Vedi gli altri accessori per barra ovale a pag. 167 / See other accessories for oval bar on pag. 167.



2

1

3

4

- ① 2603
- ② 2609
- ③ 8382
- ④ 8381 | 8380
- ⑤ 2692 | 2604
- ⑥ 2684
- ⑦ 2630DX/SX

SISTEMI

SUSPANCE


40x20 TUBO RETTANGOLARE / RECTANGULAR TUBE

5

7

6

01.6



- ① 2670
- ② 2672
- ③ 8382
- ④ 8381 | 8380
- ⑤ ST0023
- ⑥ 2601 | 2605
- ⑦ 2692 | 2605
- ⑧ 3302
- ⑨ 2686



6

7

9

01.6 SUSPANCE - ☑ 40x20


2601 | 2603 **NEW**

Montante cavettato dietro (doppia cava da 20x5 mm), predisposto con cave quadre per 2 o 3 attacchi a muro (art. 2604 o 2605).

Back-slotted upright (double slot size 20x5 mm), prepared with square slots for 2 or 3 wall fixings (art. 2604 or 2605).



incluso/included



incluso/included



esempio/sample



fronte/front



retro/back



2601

L 40

W 20

H 2400

CR - VS - V

2603

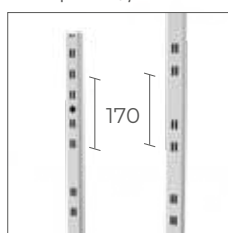
L 40

W 20

H 1700

CR - VS - V


passo/pitch



art. 2604 o/or 2605



zoom



01.6 SUSPANCE - ☑ 40x20

2609 **NEW**


Montante a 'L' cavettato dietro (doppia cava da 20x5 mm), predisposto con cave quadre per max 2 attacchi a muro (art. 2604).

'L-shaped' back-slotted upright (double slot size 20x5 mm), prepared with square slots for max 2 wall fixings (art. 2604).

Art. compatibili / Art. compatible:
2628DX/SX | 2630DX/SX | 2645DX/SX | 2653A-B-C



incluso/included



incluso/included



esempio/sample

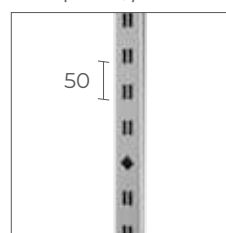


fronte/front



retro/back

passo/pitch



art. 2604



2609

L	40
W	320
H	2400
CR	CR - VS - V


01.6 SUSPANCE - ☑ 40x20

☾ 2692

Montante a cornice cavettato dietro (doppia cava 20x5 mm), predisposto con cave quadre per 4 o 6 attacchi a muro (art. 2604 o 2605) e inserti per piedini regolabili a pavimento (venduti separatamente).

Back-slotted frame upright (double slot 20x5 mm), prepared with square slots for 4 or 6 wall fixings (art. 2604 or 2605) and inserts for adjustable feet on floor (sold separately).

Art. compatibili / Art. compatible:
2640C | 2646C | 2653C



fronte/front

retro/back

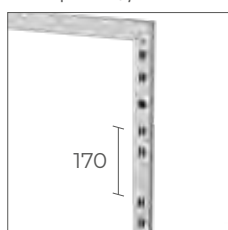


esempio/sample

2692

L	685
W	20
H	2400
◇	600X400 (art.2560)
🏠	CR - VS - V

passo/pitch



art. 2604 o/or 2605



piedini/feet M10



01.6 SUSPANCE - 40x20

2604 + 2606

Attacco a muro regolabile per ripiani centrati al montante, e mascherina copri-piastra.

Adjustable wall fixing for centred-mounted shelves, and plate cover.



90 x **min300-max320** x 40

CR - VS - V



..... ACCESSORI COMPATIBILI CON ART. 2604 / COMPATIBLE ARTICLES WITH ART. 2604

2628DX/SX

Coppia mensole per ripiano centrato.

Pair of shelf brackets, centred on upright.




40 x 350 x 68

CR - VS - V

2630DX/SX

Coppia mensole per ripiano decentrato indietro.

Pair of shelf brackets, rearward decentered on upright.



40 x 350(63+287) x 68

CR - VS - V

2645DX/SX | 4000X

Coppia di supporti per barra da esposizione frontale su misura, e tubo rettangolare 30x10.

Pair of supports for customized frontal display bar, and 30x10 rectangular tube.



80 x 25 x 68 | 30 x 10 x 3000

CR - VS - V

2653A | 2653B | 2653C

Barra appenderia in tubo rettangolare 30x10.

Hanging rail in 30x10 rectangular tube.



1000 | 900 | 600 x 25 x 68

1000x400 | 900x400 | 600x400

CR - VS - V

2462

Braccio rettangolare a scavalco con attacco barra rettangolare 30x10.

Crossing rectangular arm for use on 30x10 rectangular bar.



30x10 x 417 (150+250)

CR - VS - V

01.6 SUSPANCE -  40x20

 **2605 + 2606**

Attacco a muro regolabile per ripiani a sbalzo dal montante, e mascherina copri-piastra.

Adjustable wall fixing for overhang-mounted shelves, and plate cover.




 90 x **min40-max60** x 40

 CR - VS - V



..... ACCESSORI COMPATIBILI CON ART. 2605 / *COMPATIBLE ARTICLES WITH ART. 2605*


 **2640A | 2640B | 2640C**

Barra appenderia con tubo quadro 15x15.


Hanging rail with 15x15 square tube.



 **1000 | 900 | 600** x 350 x 68

 1000x400 | 900x400 | 600x400

 CR - VS - V

 **2646A | 2646B | 2646C**

Coppia mensole per ripiano, con barra appenderia in tubo quadro 15x15.


Pair of shelf brackets with hanging bar in 15x15 square tube.



 **1000 | 900 | 600** x 360 x 68

 1000x400 | 900x400 | 600x400

 CR - VS - V

 **2647DX/SX**

Coppia mensole per ripiano.

Pair of shelf brackets.



 350 x 37 x 87

 CR - VS - V



 **2653A | 2653B | 2653C**

Barra appenderia in tubo rettangolare 30x10.


Hanging rail in 30x10 rectangular tube.



 **1000 | 900 | 600** x 25 x 68

 1000x400 | 900x400 | 600x400

 CR - VS - V

 **2645DX/SX | 4000X**


Coppia di supporti per barra da esposizione frontale su misura, e tubo rettangolare 30x10.


Pair of supports for customized frontal display bar, and 30x10 rectangular tube.



 80 x 25 x 68 | 30 x 10 x 3000

 CR - VS - V



 **2460 | 2461**

Braccio rettangolare dritto o inclinato con attacco barra rettangolare 30x10.

Rectangular straight or inclined arm for use on 30x10 rectangular bar.



 20x10 x 345 | 20x10 x 345 x 215

 CR - VS - V

01.6 SUSPANCE - 40x20

2438 **NEW**

Profilo a U in PVC trasparente per barre appenderia in tubo rettangolare 30x10; fornito in barre da tagliare a misura.

Transparent PVC U-shaped profile, for hanging bar in 30x10 rectangular tube; supplied in bars to be cut to size.

L 2000 x 12.5 x 8

PL



9354A | 9354B | 9354C

Profilo a L in alluminio anodizzato lucido con adesivo magnetico, per barre appenderia art. 2653C, 2653B, 2653A.

Polished anodized aluminum L-shaped profile with magnetic adhesive, for hanging bar art. 2653C, 2653B, 2653A.

L 600 | 900 | 1000 x 10 x 10

CR



2458A | 2458B | 2458C | 2458D

Gancio blister con attacco barra rettangolare 30x10.

Blister hook for use on 30x10 rectangular bar.

L 100 | 150 | 200 | 300

CR - VS - V



2459C | 2059Z **NEW**

Gancio blister porta prezzi con attacco barra rettangolare 30x10 e porta etichetta trasparente.

Price holder blister hook for use on 30x10 rectangular bar and transparent ticket holder.

L 300 | 75 x 52

CR - VS - V | PL



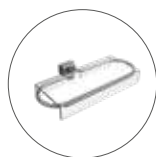
2423 | 7174 **NEW**

Espositore a forma ovale, con attacco barra rettangolare 30x10, e pianetto in plexiglass trasparente a incastro.

Oval-shaped display, with 30x10 rectangular bar hook, and interlocking transparent plexiglass top.

L 211 x 105 x 76 | 180 x 80 x 25

CR - VS - V | PL




2424 **NEW**

Espositore in lamiera ideale per scarpe, con attacco barra rettangolare 30x10.

Metal plate display perfect for shoes, with 30x10 rectangular bar hook.

L 250 x 120 x 30

VS - V



2560 | 2500 | 2501

Ripiano in legno.

Wooden shelf.

L 600 | 900 | 1000 x 400 x 18-22-25

BNC-NROPC-OLDK-ROV / WHT-MTBLCK-OLDK-OAK




01.6 SUSPANCE - 40x20

2670

Binario a parete per montanti art. 2671 e 2672; inclusi n.3 attacchi a muro.

Wall-mounted track for uprights art. 2671 and 2672; n.3 wall fixing included.



50X20



incluso/included



2670


2400

35

50

CR - VS - V

passo/pitch



attacco muro/wall fixing




2671 | 2672

Montanti cavettati dietro con gancio per appenderli sul binario art. 2670; inclusi 1 o 2 distanziali da muro.

Back-slotted uprights with hook for hang on track art. 2670; 1 or 2 wall spacers included.



incluso/included



incluso/included

2671

40

48

2200

CR - VS - V

2672

40

48

1800

CR - VS - V



passo/pitch



distanziali/spacers



01.6 SUSPANCE - ☑ 40x20

☾ 2673 KIT

Kit esempio di soluzione a muro con binario (art. 2670) e montanti appesi (art. 2671 e 2672), con accessori per piegato e appeso come in foto (ripiani in legno venduti separatamente).

Sample kit of wall solution with track (art. 2670) and hanging uprights (art. 2671 and 2672), with accessories for folded and hanging as in the picture (wooden shelves sold separately).

Art./KIT: 1x 2670 | 2x 2671 | 2x 2672 | 4x 2647DX/SX
2x 2646C | 2x 2653C | 1x 2460 | 1x 2461



2673 KIT

L 2400

W 380

H 2200

600x400 (art.2560)

CR - VS - V

variazione/variant



variazione/variant



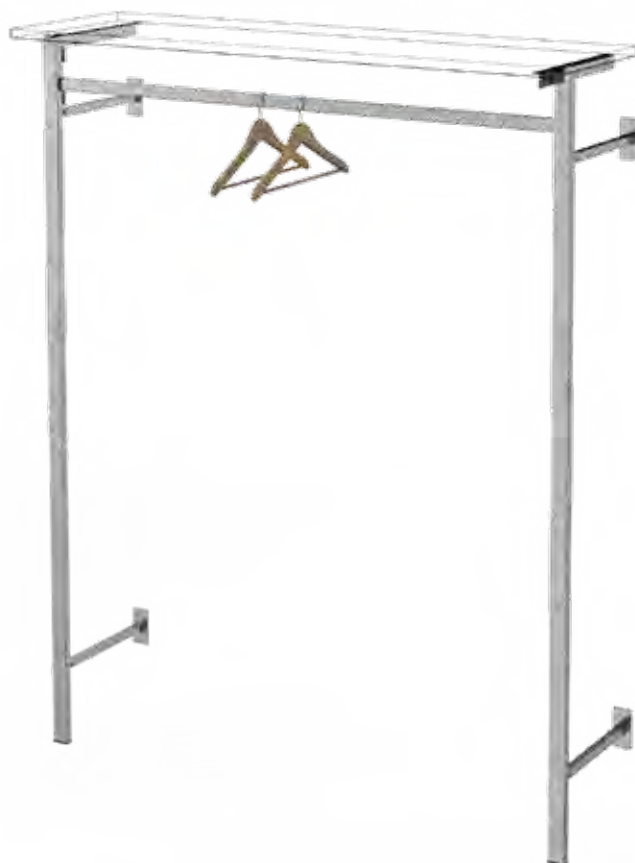
01.6 SUSPANCE - ☑ 40x20

2679 KIT NEW

Kit soluzione a parete per appeso con ripiano superiore (ripiano non incluso).

Wall solution kit for hanging with top shelf (shelf not included).

Art./KIT: 2x 2603 | 4x 2604+2606 | 1x 2630DX/SX | 1x 2653G




2679 KIT

 1282

 380

 1700

 min 1300x350

 CR - VS - V

2684 | 8385

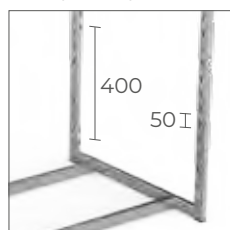
Struttura gondola predisposta per allestimento su quattro facce e per appeso centrale con la barra appenderia art. 8385 (venduta a parte).

Gondola structure prepared for four-sided settings and single central hanging with the hanging bar art. 8385 (sold separately).

Art. compatibili / Art. compatible: 2628DX/SX | 2630DX/SX | 2640C | 2646C | 2647DX/SX | 2653A-C | 9260 | 9261



passo/pitch



2684

 1040

 685

 1400

 CR - VS - V

8385

 1000

 15

 60

 CR - VS - V

01.6 SUSPANCE - ☑ 40x20

☾ 2685 KIT

Kit gondola allestita con appeso bifacciale e piegato laterale (ripiani in legno venduti separatamente).

Kit gondola set up with double-sided hanging and folded over (wooden shelves sold separately).

Art./KIT: 1x 2684 | 2x 2630DX/SX | 2x 2653A
6x 2647DX/SX



2685 KIT

 1680

 755

 1400

 600x400 (art.2560)
1000x400 (art.2501)

 CR - VS - V

☾ 2686 KIT

Kit gondola allestita con appeso su quattro lati e piegato sopra (ripiani in legno venduti separatamente).

Kit gondola set up with four-sided hanging and folded over (wooden shelves sold separately).

Art./KIT: 1x 2684 | 2x 2630DX/SX | 2x 2653A | 2x 2646C




2686 KIT

 1680

 755

 1400

 600x400 (art.2560)
1000x400 (art.2501)

 CR - VS - V



- ① GIDKIT6
- ② GIDKIT61C
- ③ GIDKIT37
- ④ GIDKIT70

alcalain *MC*

SISTEMI

IDROSHOP

Ø27 - Ø34 TUBO TONDO / ROUND TUBE

2

01.7



- ① GIDKIT51B
- ② GIDKIT4
- ③ GIDKIT6
- ④ GIDKIT15
- ⑤ GIDKIT58



M GIDKIT1 | GIDKIT1A *

Struttura a parete in tubo e giunti zincati, con 2 barre appenderia e allungo che permette la modularità.

Wall-mounted structure in galvanized cast iron tube and joints, with 2 hanging bars and extension kit.

Joints / KIT1: 4x GID35131 | 2x GID35125 | 4x GID35104

Joints / KIT1A: 2x GID35131 | 1x GID35125 | 2x GID35119



GIDKIT1

L 1000

W 260

H 2450

ZN

GIDKIT1A

L 1000

W 260

H 2450

ZN

M GIDKIT7 | GIDKIT7A *

Struttura a parete in tubo e giunti zincati con barra appenderia, 2 coppie di supporti per ripiani (ripiani venduti separatamente) e allungo che permette la modularità.

Wall-mounted structure in galvanized cast iron tube and joints with hanging bar, 2 pairs of shelf brackets (shelves sold separately) and extension kit.

Joints / KIT7: 4x GID35131 | 2x GID35125 | 2x GID35104
4x GID35119 | 8x GID35199

Joints / KIT7A: 2x GID35131 | 1x GID35125 | 3x GID35119
4x GID35198



GIDKIT7

L 1000

W 420

H 2450

900x400 (art.2500)

ZN

GIDKIT7A

L 1000

W 420

H 2450

900x400 (art.2500)

ZN

01.7 IDROSHOP - Ø34

M GIDKIT4 | GIDKIT4A *

Struttura a parete in tubo e giunti zincati, con 5 coppie di supporti per ripiani (ripiani venduti separatamente) e allungo che permette la modularità.

Wall-mounted structure in galvanized cast iron tube and joints, with 5 pairs of shelf brackets (shelves sold separately) and extension kit.

Joints / KIT7: 4x GID35131 | 2x GID35125 | 4x GID35104
10x GID35119 | 20x GID35199

Joints / KIT7A: 2x GID35131 | 1x GID35125 | 7x GID35119
10x GID35198



GIDKIT4

1000

420

2450

900x400 (art.2500)

ZN

GIDKIT4A

1000

420

2450

900x400 (art.2500)

ZN

M GIDKIT2 *

Struttura a parete in tubo e giunti zincati con barre appenderia.

Wall-structure in galvanized cast iron tube and joints with hanging bars.

Joints / KIT2: 2x GID35131 | 1x GID35125 | 2x GID35119 | 4x GID35179



GIDKIT2

500

500

2450

ZN

* Vedi tutti i giunti del sistema IDRO a pag. 196 / See all the joints of IDRO system on pag. 196.

M GIDKIT12 * NEW

Montante cavettato (passo 50mm) in tubo e giunti zincati attrezzabile con coppia mensole portapiano (art. GID341CM) e barra appenderia (art. GID341CA, GID341CB, GID341CC).


Slotted round tube (pitch 50mm) in galvanized cast iron tube and joints that can be equipped with shelf brackets (art. GID341CM) and clothes-hanger bar (art. GID341CA, GID341CB, GID341CC).

Joints / KIT12: 3x GID35131 | 1x GID35125 | 1x GID35104



GIDKIT12

L	35
W	450
H	2450
	ZN



M GID341CA | GID341CB | GID341CC NEW

Barra appenderia.

Hanging rail.



600 | 900 | 1000 x 150 x 80

ZN

M GID341CM NEW

Coppia di supporti per ripiano.

Pair of shelf brackets.



350 x 84 x 80

ZN

C 2560 | 2500 | 2501

Ripiano in legno.

Wooden shelf.



600 | 900 | 1000 x 400 x 18-22-25

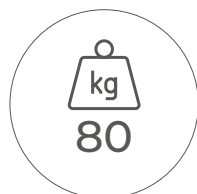
BNC-NROPC-OLDK-ROV / WHT-MTBLCK-OLDK-OAK

01.7 IDROSHOP - Ø34

M GIDKIT5 *

Stender ad altezza fissa in tubi e giunti zincati.

Fixed-height clothes rail in galvanized cast iron tube and joints.



portata/load

GIDKIT5

L	1560
W	570
H	1580
kg	80
Ø	Ø80
U	4
ZN	

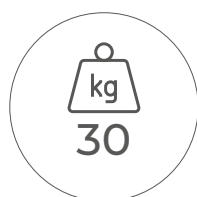
Ø80



M GIDKIT3 *

Stender ad altezza fissa in tubi e giunti zincati.

Fixed-height clothes rail in galvanized cast iron tube and joints.



portata/load

GIDKIT3

L	700
W	450
H	1300
kg	30
ZN	



M GIDKIT15 *

Specchiera da terra in tubo e giunti zincati.

Floor mirror in galvanized cast iron tube and joints.

GIDKIT15

L	560
W	480
H	1800
ZN	




* Vedi tutti i giunti del sistema IDRO a pag. 196 / See all the joints of IDRO system on pag. 196.

M GIDKIT10 *

Struttura per camerino in tubo e giunti zincati, soluzione a parete lineare.

Changing cubicle structure in galvanized cast iron tube and joints, linear solution.



GIDKIT10

L	1000
W	1000
H	2200
ZN	

M GIDKIT11 *

Struttura per camerino in tubo e giunti zincati, soluzione ad angolo.

Changing cubicle structure in galvanized cast iron tube and joints, angular solution.



GIDKIT11

L	1000
W	1000
H	2200
ZN	

M GIDKIT6 *

Struttura per tavolo in tubo e giunti zincati (piano non incluso).

Table-structure in galvanized cast iron tube and joints (top not included).



GIDKIT6

L	1200
W	600
H	900
ZN	

01.7 IDROSHOP - Ø27

M GIDKIT70 | GIDKIT70A *

Struttura autoportante in tubo e giunti zincati e base in cemento con barra appenderia, 1 coppia di supporti per ripiano (ripiano venduto separatamente) e allungo che permette la modularità.






Freestanding structure in galvanized cast iron tube and joints and base in concrete with hanging bar, 1 pair of shelf brackets (shelf sold separately) and extension kit.

Joints / KIT70: 2x GID28BA | 4x GID28104 | 4x GID28199






*Joints / KIT70A: 1x GID28BA | 1x GID28104 | 1x GID28119
2x GID28198*



GIDKIT70

 L	1300
 W	400
 H	2100
	900x400 (art.2500)
	ZN

GIDKIT70A

 L	1150
 W	400
 H	2100
	900x400 (art.2500)
	ZN

M GIDKIT71 | GIDKIT71A *

Struttura autoportante in tubo e giunti zincati e base in cemento, con 5 coppie di supporti per ripiani (ripiani venduti separatamente) e allungo che permette la modularità.






Freestanding structure in galvanized cast iron tube and joints and base in concrete, with 5 pairs of shelf brackets (shelves sold separately) and extension kit.

*Joints / KIT71: 2x GID28BA | 4x GID28104 | 8x GID28119
20x GID28199*






*Joints / KIT71A: 1x GID28BA | 1x GID28104 | 5x GID28119
10x GID28198*



GIDKIT71

 L	1300
 W	400
 H	2100
	900x400 (art.2500)
	ZN

GIDKIT71A

 L	1150
 W	400
 H	2100
	900x400 (art.2500)
	ZN

* Vedi tutti i giunti del sistema IDRO a pag. 193 / See all the joints of IDRO system on pag. 193.

01.7 IDROSHOP - Ø27

GIDKIT36 | GIDKIT36A * **NEW**


Barra appenderia da parete in tubo e giunti zincati, con allungo che permette la modularità.

Linear wall-mounted clothes-hanger in galvanized iron tube and joints and extension kit.

Joints / KIT36: 2x GID28131 | 2x GID28125 | 1x GID28104 | 1x GID28169

Joints / KIT36A: 1x GID28131 | 2x GID28104 | 1x GID28169



 1260 x 350 x 150

 ZN

GIDKIT37 * **NEW**

Barra appenderia angolare in tubo e giunti zincati. Può essere prolungata tramite allungo art. GIDKIT36A.

Angular wall-mounted clothes-hanger in galvanized iron tube and joints. The bar can be extended by means of art. GIDKIT36A.

Joints / KIT37: 2x GID28131 | 2x GID28125 | 3x GID28104 | 2x GID28169



 2200 x 1000 x 150

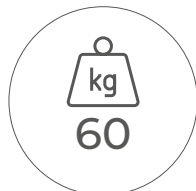
 ZN

01.7 IDROSHOP - Ø27


M **GIDKIT20 ***

Stender ad altezza regolabile in tubi e giunti zincati.

Height-adjustable clothes rail in galvanized cast iron tube and joints.



portata/load



regolabile/adjustable

GIDKIT20

L	1050
W	450
H	min 1200 - max 2000
kg	60
Ø	Ø80
U	2
ZN	

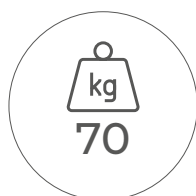
Ø80



M **GIDKIT21 ***

Stender ad altezza fissa in tubi e giunti zincati.

Fixed-height clothes rail in galvanized cast iron tube and joints.



portata/load

GIDKIT21

L	1050
W	450
H	1560
kg	70
Ø	Ø80
U	2
ZN	

Ø80



* Vedi tutti i giunti del sistema IDRO a pag. 193 / See all the joints of IDRO system on pag. 193.

M GIDKIT51A | GIDKIT51B | GIDKIT51C | GIDKIT51D *

Espositori in tubo e giunti zincati (piani non inclusi).

Display-structure in galvanized cast iron tube and joints (tops not included).



GIDKIT51A

L	500
W	500
H	500
ZN	

GIDKIT51B

L	500
W	500
H	1000
ZN	

GIDKIT51C

L	500
W	500
H	1500
ZN	

GIDKIT51D

L	500
W	500
H	2000
ZN	

M GIDKIT58 *

Espositore a 4 piani in tubo e giunti zincati (piani non inclusi).

4-shelves display-structure in galvanized cast iron tube and joints (tops not included).



GIDKIT58

L	1200
W	1200
H	1200
ZN	

01.7 IDROSHOP - Ø27

M GIDKIT61A | GIDKIT61B | GIDKIT61C *

Gondola in tubi e giunti zincati allestita con appeso bifacciale a due livelli e piegato superiore (piani non inclusi).

Gondola in galvanized cast iron tube and joints, set up with double-sided two-level hanging bars and folded on the top (tops not included).



GIDKIT61A

L	1200
W	600
H	1500
ZN	

GIDKIT61B

L	1600
W	600
H	1500
ZN	

GIDKIT61C

L	2000
W	600
H	1500
ZN	

* Vedi tutti i giunti del sistema IDRO a pag. 193 / See all the joints of IDRO system on pag. 193.

Flowers Shop



- 1 1330
- 2 1380
- 3 1320 | 1313
- 4 1305
- 5 1211
- 6 1351DX/SX
- 7 1346A

alcalain *MC*

3

4

7

SISTEMI

ROUND

Ø32-22 TUBO TONDO / ROUND TUBE


01.8

01.8 ROUND - Ø32-22

C 1310 | 1320

Piantana pavimento-soffitto, cavettata su 2 o 4 lati, completa di attacco a soffitto (zincato) e piedino regolabile.

Ceiling-floor upright, two or four-sided slotted, complete of ceiling fixing (galvanized) and adjustable foot.



regolabile/adjustable incluso/included



esempio/sample

1310

L	68
W	68
H	min 2975 - max 3060
	CR - VS - V
	cave su 4 lati / 4-sided slotted

1320

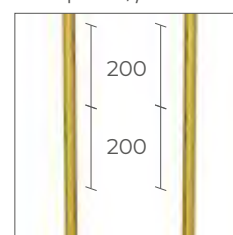
L	68
W	68
H	min 2975 - max 3060
	CR - VS - V
	cave su 2 lati / 2-sided slotted



art. 1310

art. 1320

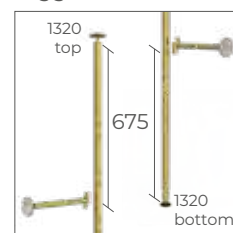
passo/pitch



con/with art. 1313



fissaggio muro/wall fixing



C 1303

Ghiera di fissaggio a pavimento per piantane art. 1310 e 1320.

Floor metal ring plate for uprights art. 1310 and 1320.



Ø61 x 16
 CR - VS - V



C 1305

Attacco a muro per piantane art. 1310 e 1320.

Wall fixing for uprights art. 1310 and 1320.



68 x min260-max290 x 31
 (ZN) CR - VS - V

01.8 ROUND - Ø32-22


1313

Prolunga per piantane pavimento-soffitto (art. 1310 e 1320): fori ogni 50 mm, estensione massima di 910 mm.

Extension for ceiling-floor uprights (art. 1310 and 1320): 50 mm holes pitch, max extension of 910 mm.

↳ 28 x 28 x 1000

🏠 CR - VS - V



1314

Fissaggio a pavimento con filettatura M10 (solo zincato) e mascherina copri-piastra, per piantane art. 1310 e 1320.

Floor fixing with M10 thread (only galvanized) and plate cover, for uprights art. 1310 and 1320.

↳ Ø68 x 100

🏠 (ZN) CR - VS - V



1398 | 1399

Piedino alettato in plastica o inserto alettato in metallo, con foro filettato M10.

Plastic finned foot or metal flange finned insert, with M10 threaded hole.

↳ Ø32

🏠 PL | ZN



1328DX/SX

Coppia di mensole con strisce magnetiche adesive per montare il ripiano senza viti.

Pair of central brackets with adhesive magnetic strips for screwless mounting of the shelf.

↳ 31 x 300 x 20

🏠 CR - VS - V



1346A | 1346B

Barra appenderia in tubo tondo Ø22.

Hanging rail in Ø22 round tube.

↳ L 1012 | 612

🏠 1000x400 (art.2501) | 600x400 (art.2560)

🏠 CR - VS - V



1347A | 1347B **NEW**

Barra appenderia in tubo ovale 30x15.

Hanging rail in 30x15 oval tube.

↳ L 1012 | 612

🏠 1000x400 (art.2501) | 600x400 (art.2560)

🏠 CR - VS - V



2560 | 2501

Ripiano in legno.

Wooden shelf.

↳ 600 | 1000 x 400 x 18-22-25

🏠 BNC-NROPC-OLDK-ROV / WHT-MTBLCK-OLDK-OAK



01.8 ROUND - Ø32-22

C 1315

Piantana da terra cavettata su 4 lati, con base tonda in lamiera (solo verniciata). A richiesta il montante è disponibile anche in finitura cromata (+CR).

4-sided slotted floor upright, with round metal plate base (only painted). On request the upright is also available in chromed finishing (+CR).

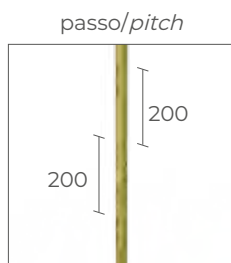
1315

L 490

W 490

H 1920

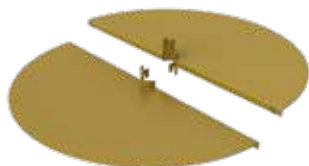
VS - V (+CR)



C 1350DX/SX

Coppia di ripiani a semicerchio in lamiera.

Pair of semicircle metal plate shelves.



540 x 270 x 68

VS - V

C 1351DX/SX

Coppia di ripiani tondi in lamiera.

Pair of round metal plate shelves.



Ø300 x 68

VS - V

C 1360DX/SX

Coppia di braccia dritte in tubo tondo Ø22.

Pair of straight arms in Ø22 round tube.



32 x 250 x 68

CR - VS - V

C 1363DX/SX **NEW**

Coppia di supporti ad anello in filo Ø8, per vasi Ø140, palloni, ecc...

Pair of ring supports in Ø8 metal wire, for Ø140 vases, balls, etc...



156 x 200 x 68

CR - VS - V

01.8 ROUND - Ø32-22

1316 | 1317 KIT **NEW**

Kit espositore da terra: piantana con ripiani tondi o con ripiani a semicerchio e braccia dritte. A richiesta il montante è disponibile anche in finitura cromata (+CR).

Kit self-stand display: floor upright with round shelves or with semicircle shelves and straight arms. On request the upright is also available in chromed finishing (+CR).

Art./KIT 1316 : 1x 1315 | 4x 1351DX/SX


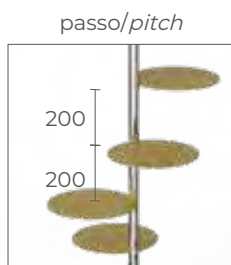
Art./KIT 1317 : 1x 1315 | 1x 1350DX/SX | 2x 1360DX/SX

1316

L	600
W	600
H	1920
Icona	VS - V (+CR)
Icona	ripiani tondi round shelves

1317

L	540
W	540
H	1920
Icona	VS - V (+CR)
Icona	ripiani e braccia shelves and arms



1330 | 1331 KIT **NEW**

Piantana da terra con supporti ad anello, per vasi Ø140 (non inclusi), palloni, ecc...
A richiesta il montante e i supporti sono disponibili anche in finitura cromata (+CR).

*Floor upright with ring supports, for Ø140 vases (not included), balls, etc...
On request the upright and the supports are also available in chromed finishing (+CR).*

1330

L	490
W	490
H	1920
Icona	VS - V (+CR)
Icona	8 supporti/supports

1331

L	490
W	490
H	1920
Icona	VS - V (+CR)
Icona	12 supporti/supports



1323A | 1324A

Espositore da terra a piramide a 3 o 4 livelli, base tonda e ripiani a semicerchio in lamiera. A richiesta il montante è disponibile anche in finitura cromata (+CR).

Pyramid-shaped self-stand displays with 3 or 4 levels, round base and semicircle shelves in metal plate. On request the upright is also available in chromed finishing (+CR).



1323A

L min 280 - max 490

W min 280 - max 490

H 1270

VS - V (+CR)

3 livelli / 3 levels

1324A

L min 280 - max 540

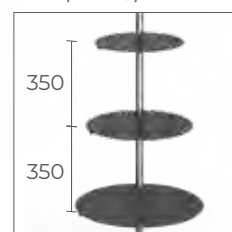
W min 280 - max 540

H 1620

VS - V (+CR)

4 livelli / 4 levels

passo/pitch



1335 NEW

Servomuto, indossatore da camera, con vaschetta in plexiglass, porta-giacca, porta-pantalone e due ganci corti.

Valet stand, wearer chamber, with plexiglass tray, jacket hanger, pants hanger and two short hooks.



zoom



1335

L 460

W 300

H 1275

CR - VS - V (PL)

01.8 ROUND - Ø32-22

1380 | 1380L | 1381L **NEW**

Struttura tavolo in tubo tondo (art. 1380) con piani tondi in legno (art. 1380L e 1381L venduti separatamente).

Table structure in round tube (art. 1380) with wooden round shelves (art. 1380L and 1381L sold separately).



1380

L	716
W	604
H	900
CR - VS - V	

1380L

L	1000
W	1000
H	22-25
BNC-ROV / WHT-OAK	

1381L

L	800
W	800
H	22-25
BNC-ROV / WHT-OAK	

variante colore/color variant



1382 | 9380L **NEW**

Struttura tavolo in tubo tondo (art. 1382), per piano rettangolare (art. 9380L) con due mensole per ripiani a sbalzo (art. 2501): piani in legno venduti separatamente.

Table structure in round tube (art. 1382), for rectangular top (art. 9380L) with two pair of brackets for staggered shelves (art. 2501): wooden shelves sold separately.



1382

L	1116
W	604
H	900
CR - VS - V	

9380L

L	1346
W	674
H	18-22-25
BNC-OLDK-ROV / WHT-OLDK-OAK	

variante colore/color variant



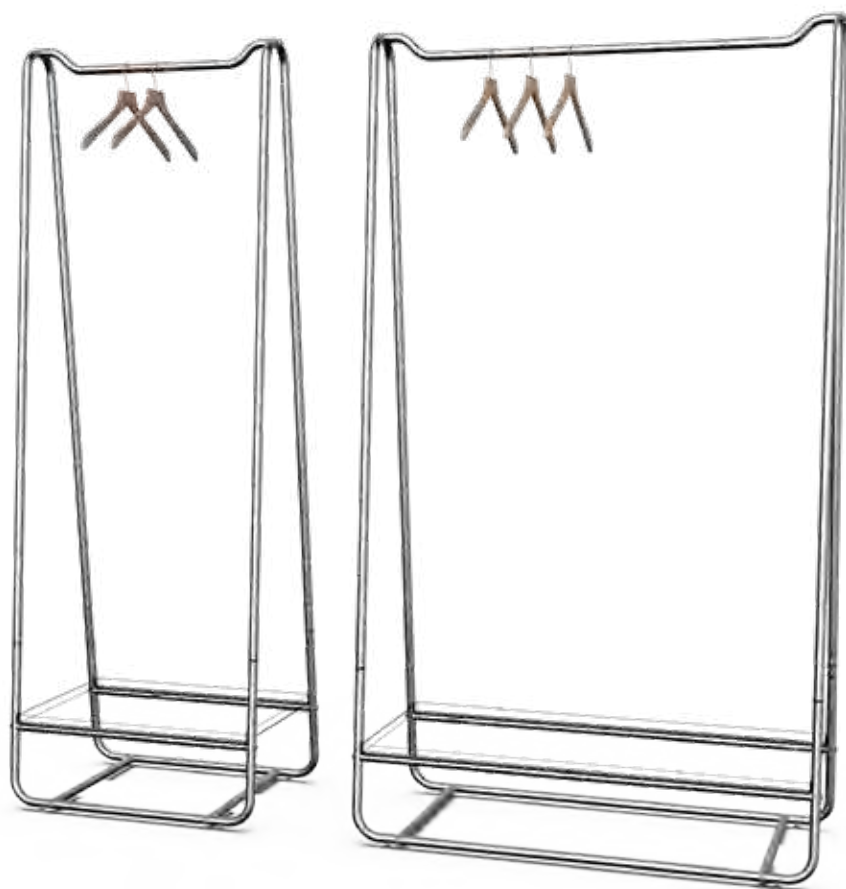
+2 art.1328DX/SX



C 1210 | 1211

Struttura autoportante completa di barre reggipiano per un ripiano in legno (venduto separatamente); predisposta per poter aggiungere fino ad altri 3 ripiani (con art. 1220 o 1221).

Freestanding clothes rail with shelf support bars for a wooden shelf (sold separately); prepared to add up to 3 other shelves (with art. 1220 or 1221).




1210

L	645
W	425
H	1830
◇	600x400 (art.2560)
🏠	CR - VS - V

1211

L	1045
W	425
H	1830
◇	1000x400 (art.2501)
🏠	CR - VS - V

passo/pitch



più ripiani/more shelves




C 1220 | 1221

Coppia di barre reggipiano (ripiano venduto separatamente) per le strutture autoportanti (art. 1210 o 1211).

Pair of shelf support bars (shelf sold separately) for freestanding clothes rack (art. 1210 or 1211).

🔗	610 1010 x 22 x 22
◇	600x400 (art.2560) 1000x400 (art.2501)
🏠	CR - VS - V



01.8 ROUND - Ø32-22

C 1240


Espositore autoportante da vetrina o per camerino, con due appendiabiti e piano ad altezza seduta (piano venduto separatamente).

Freestanding display for shop window or changing room, with two coat hangers and shelf at seat height (shelf sold separately).

esempio/sample



appendiabiti/hangers



piano seduta/seat shelf



1240

L 645

W 425

H 1850


◇ 600x400 (art.2560)

🏠 CR - VS - V

C 2560 | 2501

Ripiano in legno.

Wooden shelf.



📏 600 | 1000 x 400 x 18-22-25

🏠 BNC-NROPC-OLDK-ROV / WHT-MTBLCK-OLDK-OAK

C 4149B | 4149C *

Barra appenderia da muro in tubo tondo Ø22.

Wall-mounted hanging bar in Ø22 round tube.



📏 900 | 600 x 300 x 100

🏠 CR - VS - V

C 4160 | 4160A * **NEW**

Braccio dritto da muro in tubo tondo Ø22.

Wall-mounted straight arm in Ø22 round tube.



📏 295 | 100 x 25 x 100

🏠 CR - VS - V

C 4161 *

Braccio inclinato da muro in tubo tondo Ø22.

Wall-mounted inclined arm in Ø22 round tube.



📏 280 x 25 x 262

🏠 CR - VS - V

* Vedi gli altri articoli da muro a pag. 290 / See other wall-mounted items on pag. 290.



- ① MGT050
- ② 7110 | 7111
- ③ MGT005
- ④ MGT501
- ⑤ MGT503

alcalain *MC*

5

4

3

SISTEMI

MAGÖT

TONDINO EDILE / REBAR

01.9



- 1 QB0010 | QB0600
- 2 7160
- 3 7162 | 7180
- 4 7170
- 5 7185
- 6 7162 | 7161
- 7 MGT053
- 8 MGT005
- 9 7130 | 7150
- 10 MGT085



6

9

7

8

4

10

01.9 MAGÖT

7100 | 7101 KIT

Scaffale modulare da parete con 3 ripiani in lamiera e 1 barra appenderia. Piedini di plastica inclusi.

Modular shelf display with 3 metal plate shelves and 1 hanging bars. Plastic feet included.

Art/KIT: 2x 7130 | 3x 7150-7150A | 1x 7153-7153A



Ø12 + Ø8

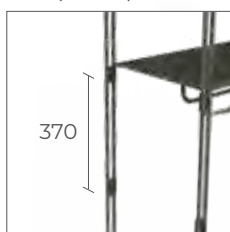
7100

L	960
W	420
H	2170
Icon	VS - V

7101

L	660
W	420
H	2170
Icon	VS - V

passo/pitch



370

7102 | 7103 KIT

Scaffale modulare da parete con 6 ripiani in lamiera. Piedini di plastica inclusi.

Modular shelf display with 6 metal plate shelves. Plastic feet included.

Art/KIT: 2x 7130 | 6x 7150-7150A



Ø12 + Ø8

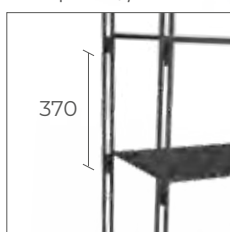
7102

L	960
W	420
H	2170
Icon	VS - V

7103

L	660
W	420
H	2170
Icon	VS - V

passo/pitch



370

01.9 MAGÖT

7106 KIT

Scaffale modulare da parete con 6 coppie mensole per ripiani in legno (non inclusi). Piedini di plastica inclusi.

Modular shelf display with 6 pair of brackets for wooden shelves (not included). Plastic feet included.

Art/KIT: 2x 7130 | 6x 7147



∅12 + ∅8



7106

L	960 / 660
W	420
H	2170
	900x350 / 600x350
	VS - V

passo/pitch



dettaglio/detail



7185 | 7186

Strutture gondola complete con ripiani in lamiera e barra appenderia.

Gondola structures equipped with metal plate shelves and hanging bar.



∅12 + ∅8




7185

L	1240
W	513
H	1530
	VS - V
	2 ripiani / 2 shelves

7186

L	1240
W	513
H	1530
	VS - V
	4 ripiani / 4 shelves

passo/pitch



esempio/sample



01.9 MAGÖT

C 7110 | 7111 KIT

Scaffale modulare da parete con 6 ripiani in lamiera con sponde e schienale. Piedini di plastica inclusi.

Modular shelf display with 6 metal plate shelves with raised edges on sides and back. Plastic feet included.

Art/KIT: 2x 7132 | 6x 7152-7152A



Ø12 + Ø8



7110

L 960

W 338

H 2170

VS - V

7111

L 660

W 338

H 2170

VS - V

passo/pitch



esempio/sample



01.9 MAGÖT

C 7130 | 7132

Montante a telaio intero.

One-piece frame upright.



∅12 + ∅8

7130


L	39
W	420
H	2170
Icon	VS - V

7132

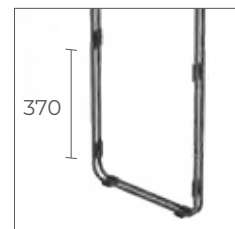
L	39
W	338
H	2170
Icon	VS - V



fissaggio muro/wall fixing



passo/pitch



C 7150 | 7150A

Ripiano in lamiera a incastro sul montante art. 7130.

Metal plate shelf, interlocking on frame upright art. 7130.



Icon 917 | 617 x 390 x 60
Icon VS - V


C 7152 | 7152A

Ripiano in lamiera con sponde e schienale, a incastro sul montante art. 7132.

Metal plate shelves with raised edges on sides and back, interlocking on upright art. 7132.



Icon 917 | 617 x 304 x 60
Icon VS - V



C 7147

Coppia mensole per ripiano in legno, per montante art. 7130.

Wooden shelf brackets, compatible with frame upright art. 7130.



Icon 350 x 40 x 60
Icon VS - V



C 7153 | 7153A

Barra appenderia da avvitare sotto ai ripiani di lamiera (art. 7150-7152 o 7150A-7152A).

Hanging rail to screw under metal shelves (art. 7150-7152 or 7150A-7152A).



Icon 890 | 590 x 12 x 60
Icon VS - V



01.9 MAGÖT

7160 | 7161 | 7162

Pannelli in rete metallica con attacchi a muro inclusi (art. 7169) che consentono fissaggio anche a soffitto.




Metal wire mesh panels wall fixings included (art. 7169) that allow also ceiling-mounted.



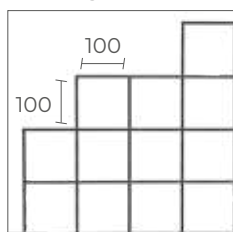
∅5



incluso/included



maglia/mesh



a parete/wall-mounted



a soffitto/ceiling-mounted



con/with art.7180



art.7169



7160

L 900

W 35

H 900

CR - VS - V

7161

L 900

W 35

H 1400

CR - VS - V

7162

L 900

W 35

H 2000

CR - VS - V

01.9 MAGÖT

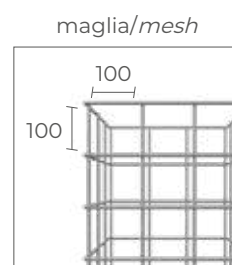
C 7170

Espositore in rete metallica da utilizzare in orizzontale o in verticale con i vari accessori.

Metal wire mesh display to place horizontally or vertically with its various accessories.



Ø 5



7170

L	411
W	411
H	1700
CR - VS - V	

C 7167 **NEW**

Coppia di mensole per ripiano in legno.

Pair of wooden shelf brackets.



L	25 x 200 x 111
CR - VS - V	

C 7171 **NEW**

Barra appenderia in tondino edile.

Hanging rail in rebar.



L	625 x 280 x 111
CR - VS - V	

C 7172A **NEW**

Supporto corto in tubo tondo Ø16.

Short hanger in Ø16 round tube.



L	25 x 45 x 111
CR - VS - V	

C 7172B **NEW**

Braccio diritto in tubo tondo Ø16.

Straight arm in Ø16 round tube.



L	25 x 270 x 111
CR - VS - V	

01.9 MAGÖT

7173

Espositore a forma ovale, in tondino edile, ideale per scarpe, sciarpe, ombrelli, ecc...

Oval-shaped display, made of rebar, perfect for shoes, scarves, umbrellas, etc...

210 x 110 x 111

CR - VS - V



7174

Pianetto in plexiglass trasparente a incastro su art. 7173.

Interlocking transparent plexiglass top for art. 7173.

180 x 80 x 25

PL




7175

Pianetto in plexiglass trasparente per merce leggera, come occhiali, scarpe, piccola pelletteria, ecc...

Transparent plexiglass little shelf for light goods, such as glasses, shoes, small accessories, etc...

200 x 100 x 111

(PL) CR - VS - V




7176

Piano o vaschetta in plexiglass trasparente per merce leggera.

Transparent plexiglass shelf or tray for light goods.

255 x 200 x 111

(PL) CR - VS - V



7177B **NEW**

Ripiano a vaschetta in plexiglass trasparente per merce leggera.

Transparent plexiglass tray-shaped shelf for light goods.

630 x 290 x 111

(PL) CR - VS - V



7178A | 7178B | 7178C

Gancio blister in tondino edile.

Blister hook in rebar.

L 100 | 200 | 300

CR - VS - V



7179

Specchio con ganci per rete metallica.

Mirror with hooks for wire mesh.

350 x 15 x 500

CR - VS - V

NR / BLCK



7180

Catena zincata con 2 moschettoni per appendere oggetti o grucce alle griglie.

Zinc chain with 2 carabiners to hang objects or hangers on the wire mesh.

L 1000

ZN



01.9 MAGÖT

M QB0010 | QB0600

Espositori impilabili in tondino edile. È possibile unire i moduli con un connettore (art. QB0011).

Stackable displays in rebar. It is possible to join the frames by means of a connector (art. QB0011).



Ø 6



esempio/sample



QB0010

L	400
W	400
H	400
Icon	VS - V

QB0600

L	600
W	400
H	400
Icon	VS - V

M QB0011


Connettore per espositore art. QB0010 e QB0600 (10 pezzi per confezione).

Connector for frames art. QB0010 and QB0600 (10 pieces per pack).



Icon 20 x 10 x 10

Icon PL



01.9 MAGÖT


MGT080 | MGT081

Stender a colonna in tondino edile con braccia sporgenti regolabili in altezza ed indipendenti. Base e ripiano in lamiera.

Column clothes rail in rebar with height-adjustable independent overhanging arms. Basement and top in metal plate.



Ø12



regolabile/adjustable

MGT080

L	650
W	450
H	min 800 - max 1450
kg	10 x 2
cert	VS - V
info	Base/Basement 450x450

MGT081

L	800
W	800
H	min 800 - max 1450
kg	10 x 4
cert	VS - V
info	Base/Basement 450x450



MGT085 | MGT086

Stender fisso in tondino edile. Base in lamiera.

Fixed-height clothes rail in rebar. Basement in metal plate.




Ø12

MGT085

L	1000
W	400
H	1450
kg	40
cert	VS - V
info	Base/Basement 700x400

MGT086

L	1500
W	400
H	1450
kg	40
cert	VS - V
info	Base/Basement 1100x400



01.9 MAGÖT

M MGT500 | MGT501 | MGT503

Espositori per vino in tondino edile. Base e ripiani in lamiera, pannello posteriore in lamiera stirata.

Wine racks in rebar. Basement and top in metal plate, back in stretched metal plate.



Ø12 + Ø6



MGT500

L 640

W 250

H 1130

VS - V

MGT501

L 640

W 500

H 1130

VS - V

MGT503

L 640

W 250

H 2400

VS - V

01.9 MAGÖT

M MGT001 | MGT002

Cesta promozionale in tondino edile con gambe smontabili, con o senza piano in legno.

Promotional basket in rebar with removable legs, with or without wooden shelf.



Ø12 + Ø6

MGT001

L	600
W	600
H	920
	590 x 590
	Ø80
	VS - V
	-

MGT002

L	600
W	600
H	920
	590 x 590
	Ø80
	VS - V
	Con piano / With top



Ø80



M MGT005 | MGT006

Cesta promozionale in tondino edile con ruote, con o senza piano in legno.

Promotional basket in rebar with wheels, with or without wooden shelf.



Ø12 + Ø6

MGT005

L	600
W	600
H	630
	590 x 590
	Ø80
	VS - V
	-

MGT006

L	600
W	600
H	630
	590 x 590
	Ø80
	VS - V
	Con piano / With top



Ø80



01.9 MAGÖT

M MGT050 | MGT051 | MGT052 | MGT053

Set di 4 gambe in tondino edile per tavolo, con o senza ripiano in legno.

Set of 4 legs in rebar for table, with or without wooden top.



Ø12



MGT050

L	900
W	500
H	710
Icon	VS - V
Icon	Con piano / With top

MGT051

L	1200
W	600
H	890
Icon	VS - V
Icon	Con piano / With top

MGT052

L	-
W	-
H	690
Icon	VS - V
Icon	-

MGT053

L	-
W	-
H	870
Icon	VS - V
Icon	-



- ① 6000 | 6028
- ② 6023
- ③ 6070DX/SX
- ④ 6042
- ⑤ 6037A
- ⑥ 6034 | 6004
- ⑦ 6089
- ⑧ 6017 | 6028
- ⑨ 6023 | 7174



SISTEMI
GRIGLIA
FILO E GRIGLIE / WIRE AND GRIDS

01.10



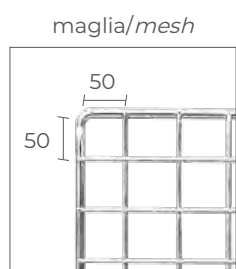

- ① 6016 | 6028
- ② 6037A
- ③ 6070DX/SX
- ④ 2502

01.10 GRIGLIA

6000 | 6001 | 6002 | 6003 | 6004 | 6005
6006 | 6007 | 6008 | 6016 | 6017 | 6053 | 6055

Pannelli griglia con cornice singola in filo Ø10, maglia in filo Ø4.

Grid panels with single wire frame in Ø10 wire, mesh in Ø4 wire.



6055

L	600
W	13
H	800
CEEP	CR - VS - V

6008

L	400
W	13
H	1000
CEEP	CR - VS - V

6007

L	600
W	13
H	1000
CEEP	CR - VS - V

6006

L	800
W	13
H	1000
CEEP	CR - VS - V

6017

L	1000
W	13
H	1000
CEEP	CR - VS - V

6005

L	400
W	13
H	1500
CEEP	CR - VS - V

6004

L	600
W	13
H	1500
CEEP	CR - VS - V

6003

L	800
W	13
H	1500
CEEP	CR - VS - V

6016

L	1000
W	13
H	1500
CEEP	CR - VS - V

6002

L	400
W	13
H	2000
CEEP	CR - VS - V

6001

L	600
W	13
H	2000
CEEP	CR - VS - V

6000

L	800
W	13
H	2000
CEEP	CR - VS - V

6053


L	1000
W	13
H	2000
CEEP	CR - VS - V

01.10 GRIGLIA

6024

Supporto per ripiano in legno o cristallo.

Support for wooden or crystal shelves.



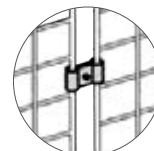
38 x 25 x 77

CR - VS - V

6026

Giunto parallelo per griglie.

Parallel joint for grid panels.



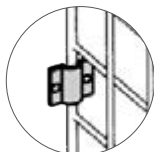
47 x 17 x 25

CR - VS - V

6027

Attacco a parete a bandiera per griglia.

Flag wall fastening for grid panel.



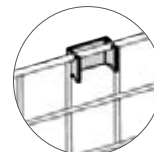
40 x 9 x 40

CR - VS - V

6028

Supporto a parete per griglia.

Wall support for grid panels.



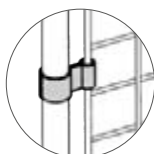
37 x 48 x 30

CR - VS - V

6029

Giunto collegamento per tubo tondo Ø25 mm e una griglia.

Connection joint for Ø25 round tube and one grid panel.



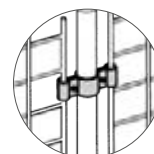
57 x 30 x 25

CR - VS - V

6030

Giunto collegamento per tubo tondo Ø25 mm e due griglie.

Connection joint for Ø25 round tube and two grid panels.



98 x 30 x 25

CR - VS - V

6084

Giunto angolare per griglia (90°).

Angular joint for grid panel (90°).



45 x 23 x 25

CR - VS - V

6088

Piedino in plastica nera per griglia.

Black plastic foot for grid panel.



30 x 19 x 19


PL

01.10 GRIGLIA

C 6034 | 4000

Gamba a 'T' per creare espositori da terra in griglia (con i giunti di collegamento art. 6029 e/o 6030). Per soluzioni alte, prolungare la gamba con tubo tondo Ø25 tagliato a misura, art. 4000, e giunto espansore art. GIR25301 o GIR25302. Piedini o ruote vendute a parte (pag. 202).

'T-shaped' leg to create grid self-stand display (with connection joint art. 6029 and/or 6030). For high solutions, extend the leg with Ø25 round tube cut to size, art. 4000, and expander joint art. GIR25301 or GIR25302. Feet or wheels sold separately (pag. 202).



Ø 25 + Ø 32

6034

L	32
W	600
H	835
CR - VS - V	

4000

L	3000
W	Ø25
H	Ø25
CR - VS - V	



art. GIR25302



prolunga/extension



esempio/sample



C 6040A | 6040C

Barra appenderia in tubo tondo Ø25.

Hanging rail in Ø25 round tube.



580 | 980 x 300 x 76

CR - VS - V

C 6042

Braccio diritto in tubo tondo Ø 25.

Straight arm in Ø 25 round tube.



Ø25 x 315

CR - VS - V

C 6043

Braccio inclinato in tubo tondo Ø 25.

Sloping arm in Ø 25 round tube.



Ø25 x 300 x 195

CR - VS - V

01.10 GRIGLIA

6023

Espositore a forma ovale, ideale per scarpe, sciarpe, ombrelli, ecc...

Oval-shaped display, perfect for shoes, scarves, umbrellas, etc...



📏 211 x 105 x 76

🏠 CR - VS - V

7174

Pianetto in plexiglass trasparente a incastro su art. 6023.

Interlocking transparent plexiglass top for art. 6023.



📏 180 x 80 x 25

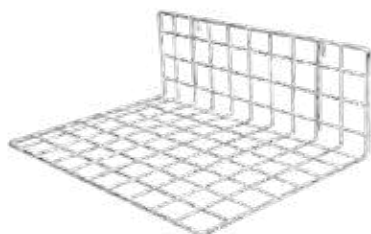
🏠 PL



6048A | 6049A

Ripiano a 'L' in griglia, maglia 40x40.

'L-shaped' grid shelf, 40x40 mesh.



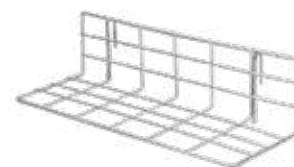
📏 400 x **200** x 155 | 400 x **300** x 155

🏠 CR - VS - V

6050B

Ripiano piccolo in griglia, maglia 35x55.

Small grid shelf, 35x55 mesh.



📏 325 x 125 x 80

🏠 CR - VS - V

6070DX/SX

Coppia mensole per ripiano in legno o vetro.

Pair of brackets for wooden or glass shelf.



📏 L 300

🏠 CR - VS - V

6072A | 6072B

Cesta in griglia, maglia 40x40.

Grid basket, 40x40 mesh.



📏 **400** x **300** x 160 | **600** x **400** x 160

🏠 CR - VS - V

2502 | 2504 | 2505

Ripiano in legno.

Wooden shelf.



📏 **600** | **1000** | **400** x 300 x 12

🏠 BNC-NR-OLDK / WHT-BLCK-OLDK

01.10 GRIGLIA

 6036A | 6036B | 6037A | 6037B

Gancio blister.

Blister hook.



 L 100 | 150 | 200 | 300

 CR - VS - V

 6085B | 6085C

Gancio blister porta prezzi.

Blister hook with price holder.



 L 200 | 300

 CR - VS - V

 6051A | 6051C | 6051D

Gancio blister semplice tutto in filo.

All-wire simple blister hook.



 L 100 | 200 | 300

 CR - VS - V

 6046

Espositore porta-pallone.

Ball-holder display.



 Ø150 x 300

 CR - VS - V

 6069B

Gancio blister filo doppio.

Double wire blister hook.



 L 200

 CR - VS - V

 2059Z

Porta etichetta trasparente per blister porta prezzo.

Transparent ticket holder for price holder blister hooks.



 75 x 52

 PL

 6052B

Gancio blister doppio tutto in filo.

All-wire double blister hook.



 L 200

 CR - VS - V

 6089

Espositore porta-cappello.

Hat-holder display.



 Ø120 x 200 x 125

 CR - VS - V



- ① 8156
- ② 8006A
- ③ 8018A
- ④ 8005G
- ⑤ 8024
- ⑥ 8009C
- ⑦ 8048DX/SX
- ⑧ 8012
- ⑨ 8023
- ⑩ ST105PR

10



SISTEMI

DOGATO
SLATWALL EQUIPMENTS

01.11





01.11 DOGATO

C 8156

Montante asolato largo,
profilo a 'C' da lamiera.

*Large slotted upright,
'C-shaped' metal sheet profile.*

8156

 L	100
 W	15
 H	2400
	CR - VS - V







C 8009C | 8009D

Barra appenderia in tubo ovale 30x15.





Hanging rail in 30x15 oval tube.



8009C

 L	950
 W	300
 H	82
	CR - VS - V

8009D

 L	650
 W	300
 H	82
	CR - VS - V

01.11 DOGATO

M ST6061

Coppia braccia per barre appenderia su misura.

Couple of arms for customized hanging rails.



50 x 300 x 82

CR

M ST6065

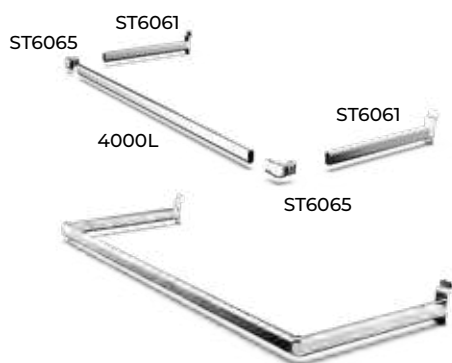
Giunto ad angolo stretto, in ABS cromato, per tubo ovale 30x15.

Tight corner connector, in chrome finishing ABS, for 30x15 oval tube.



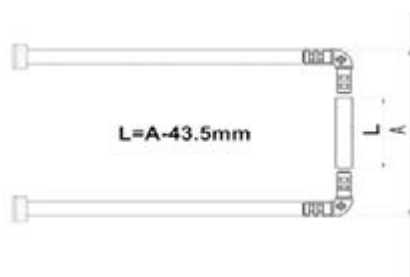
42 x 42 x 30

PL (CR)



Schema di taglio tubo ovale con giunto **ST6065**.

*Indication for the oval tube cutting with the connector **ST6065**.*



C 4000L

Tubo ovale, lunghezza 3 metri.

Oval tube, length 3 meter.



30x15 x 3000

CR - VS - V

M ST6067

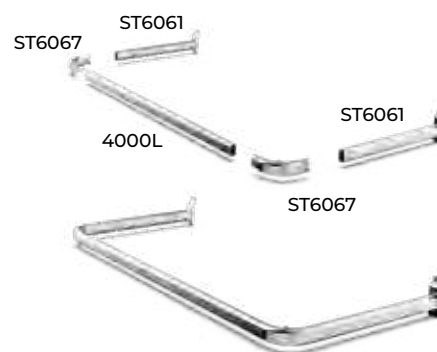
Giunto ad angolo ampio, in ABS cromato, per tubo ovale 30x15.

Wide corner connector, in chrome finishing ABS, for 30x15 oval tube.



90 x 90 x 30

PL (CR)



Schema di taglio tubo ovale con giunto **ST6067**.

*Indication for the oval tube cutting with the connector **ST6067**.*



01.11 DOGATO

8005A | 8005G

Braccio diritto in tubo ovale 30x15.

Straight arm in 30x15 oval tube.



30x15 x 380 | 192

CR - VS - V

8006A

Braccio inclinato in tubo ovale 30x15.

Inclined arm in 30x15 oval tube.



30x15 x 320 x 250

CR - VS - V

8012

Espositore porta-cappello.

Hat-holder display.



Ø120 x 200 x 125

CR - VS - V



8018A | 8018B

Gancio blister con piastra larga (50 mm).

Blister hook with large plate (50 mm).



L 200 | 300

CR - VS - V

8018D **NEW**

Gancio blister porta prezzi, con piastra larga (50 mm).

Blister hook with price holder, with large plate (50 mm).



L 300

CR - VS - V

8019A | 8019B | 8019C

Gancio blister con piastra stretta (25 mm).

Blister hook with tight plate (25 mm).



L 100 | 200 | 300

CR - VS - V

2059Z

Porta etichetta trasparente per blister porta prezzo.

Transparent ticket holder for price holder blister hooks.



75 x 52

PL

8057B **NEW**

Braccio a 'Z' in tubo ovale 30x15.

'Z-shaped' arm in 30x15 oval tube.



30x15 x 380 x 150

CR - VS - V

01.11 DOGATO

8023

Espositore a forma ovale, ideale per scarpe, sciarpe, ombrelli, ecc...

Oval-shaped display, perfect for shoes, scarves, umbrellas, etc...



📏 211 x 105 x 76
🏠 CR - VS - V




7174

Pianetto in plexiglass trasparente a incastro su art. 8023.

Interlocking transparent plexiglass top for art. 8023.



📏 180 x 80 x 25
🏠 PL




8024

Espositore in lamiera per prodotti di piccole dimensioni, come scarpe, occhiali ecc...

Metal sheet holder for small goods like shoes, glasses etc...



📏 200 x 140 x 66
🏠 VS - V



8047DX/SX

NEW

Coppia di mensole per vetro (sp. 8 mm), attacco stretto (25 mm).

Pair of glass shelf bracket (th. 8 mm), with tight hook (25 mm).



📏 142 x 25 x 84
🏠 VS - V

8048DX/SX *

Coppia di mensole per ripiano con attacco stretto (25 mm).

Pair of shelf bracket with tight hook (25 mm).



📏 315 x 25 x 84
🏠 CR - VS - V

8100DX/SX *

Coppia di mensole per ripiano con attacco largo (50 mm).

Pair of shelf bracket with large hook (50 mm).



📏 315 x 50 x 84
🏠 CR - VS - V

ST105PR | ST106PR

Strutture per gondola con doppio pannello dogato (pannelli non inclusi).

Gondola structures with double slatwall panels (panels not included).



📏 1205 x 700 x 1450 | **2250**
🏠 VS - V

* Vedi tutti i ripiani in legno a pag. 293 / See all the wooden shelves on pag. 293.

alcalain *MC*

SISTEMI CAVETTATI P50
RACK SYSTEMS P50

02



- ① 2302
- ② 2447C | 2424
- ③ 2447A | 2460
- ④ 2441A | 2462
- ⑤ 2202
- ⑥ 2283A
- ⑦ 2282



5

1

6

7



SISTEMI CAVETTATI

CANALINE

02.1





02.1 CANALINE

C 2202


Profilo canalina 'U' scanalato, con n.8 fori per fissaggio a muro (interasse 300 mm).

Slotted 'U-shaped' profile, with n.8 wall fixing holes (interaxis 300 mm).

2202

 L	30
 W	25
 H	2395
	CR - VS - V

passo/pitch



CAVA / SLOT:



13 x 25 mm

GANCI COMPATIBILI / COMPATIBLE HOOKS:







C 2202A


Profilo canalina 'U' scanalato, con n.8 fori per fissaggio a muro (interasse 300 mm).

Slotted 'U-shaped' profile, with n.8 wall fixing holes (interaxis 300 mm).

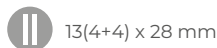
2202A

 L	30
 W	25
 H	2395
	CR - VS - V

passo/pitch



CAVA / SLOT:



13(4+4) x 28 mm

GANCI COMPATIBILI / COMPATIBLE HOOKS:







C 2203A


Profilo canalina 'U' scanalato, con n.8 fori per fissaggio a muro (interasse 300 mm).

Slotted 'U-shaped' profile, with n.8 wall fixing holes (interaxis 300 mm).

2203A

 L	30
 W	25
 H	2395
	CR - VS - V

passo/pitch

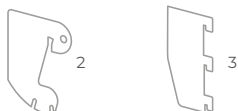


CAVA / SLOT:



8 x 30 mm

GANCI COMPATIBILI / COMPATIBLE HOOKS:



02.1 CANALINE

C 2204


Profilo canalina 'U' scanalato, con n.8 fori per fissaggio a muro (interasse 300 mm).

Slotted metal 'U-shaped' profile, with n.8 wall fixing holes (interaxis 300 mm).

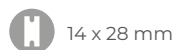
2204

L	30
W	25
H	2395
CR - VS - V	

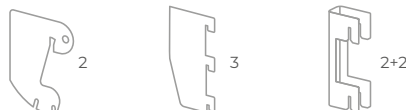
passo/pitch



CAVA / SLOT:



GANCI COMPATIBILI / COMPATIBLE HOOKS:



C 2302


Profilo canalina 'U' stretta, con n.7 fori per fissaggio a muro (interasse 300-400 mm).

Slotted tight 'U-shaped' profile, with n.7 wall fixing holes (interaxis 300-400 mm).

2302

L	16
W	20
H	2395
CR - VS - V	

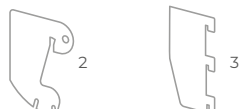
passo/pitch



CAVA / SLOT:



GANCI COMPATIBILI / COMPATIBLE HOOKS:



C 2212A

Decoro in legno per canaline art. 2202, 2202A, 2203A, 2204.

Wooden finishing for profiles art. 2202, 2202A, 2203A, 2204.

2212A

L	100
W	40
H	2400
BNC / WHT	

montato/mounted





1

2

- 1 ST370
- 2 ST287C
- 3 ST300/100
- 4 ST322
- 5 ST220

alcalain *MC*



4

5

3

SISTEMI CAVETTATI

GONDOLA

50x30 TUBO QUADRO / SQUARE TUBE

02.2

02.2 GONDOLA - ☑ 50x30


M ST300/90 | ST300/100 | ST300/120

Gondola con predisposizione per pannello centrale (montaggio tramite art. ST304).

Gondola that can be equipped with a central panel (by means of art. ST304).



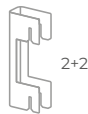
passo/pitch



CAVA / SLOT:



GANCI COMPATIBILI / COMPATIBLE HOOKS:



con/with art.ST317



ST300/90

L	930
W	700
H	1450
CR - VS - V	

ST300/100

L	1030
W	700
H	1450
CR - VS - V	

ST300/120


L	1230
W	700
H	1450
CR - VS - V	

M ST300 | ST310 | ST315

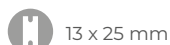
Spalla a "T" per gondola.

"T-shaped" leg for gondola.

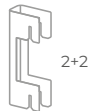
passo/pitch



CAVA / SLOT:




GANCI COMPATIBILI / COMPATIBLE HOOKS:



zoom



zoom



ST300

L	30
W	700
H	1450
CR - VS - V	

ST310

L	30
W	700
H	2000
CR - VS - V	

ST315

L	30
W	700
H	2400
CR - VS - V	


02.2 GONDOLA - ☑ 50x30

M ST350 | ST360 | ST370

Spalla a "L" per gondola. È possibile fissare la spalla al muro con un attacco (art. 2104A).

"L-shaped" leg for gondola. It is possible to secure the leg to the wall by means of a wall-fixing (art. 2104A).

passo/pitch



CAVA / SLOT:



GANCI COMPATIBILI / COMPATIBLE HOOKS:



art. 2104A



ST350

L	30
W	400
H	1450
CR - VS - V	

ST360

L	30
W	400
H	2000
CR - VS - V	

ST370

L	30
W	400
H	2400
CR - VS - V	

M ST307 | ST308 | ST309

Coppia di barre distanziatrici.

Pair of connecting bar.



L 874 | 974 | 1174

CR - VS - V



M ST304 | ST314 | ST324

Coppia di canaline ferma pannello con aggancio rapido.

Pair of supports for panel with quick fixing system.



20 x 21 x 1283 | 1833 | 2233

CR - VS - V



M ST317

Coppia di supporti per piani in legno.

Pair of supports for wooden panels.




660 x 27 x 45

CR - VS - V



Misure pannello centrale
Central panel sizes

	ST307	ST308	ST309
ST300/ST350 + ST304	1260x866x20	1260x966x20	1260x1166x20
ST310/ST360 + ST314	1810x866x20	1810x966x20	1810x1166x20
ST315/ST370 + ST324	2210x866x20	2210x966x20	2210x1166x20



2

3

1

4

- 1 2404
- 2 2248ADX/SX
- 3 2441B
- 4 2441C | 2460
- 5 2402
- 6 2500R

alcalain *MC*

5

6

SISTEMI CAVETTATI

FROG

02.3


02.3 FROG

C 2401 | 2402

Profilo scanalato con doppia asola, da installare con pannelli di legno a destra e sinistra (con art. 2405) o profilo decorativo in legno (art. 2403A).

Slotted profile with double slot, to place with wooden panels on right and left (with art. 2405) or decorative wooden profile (art. 2403A).

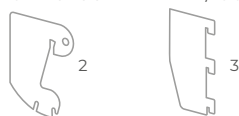
passo/pitch



CAVA / SLOT:

9 (3.5+3.5) x 25 mm

GANCI COMPATIBILI / COMPATIBLE HOOKS:



a parete/wall-mounted



2401

L 52

W 23

H 2000

CR - VS - V

2402

L 52

W 23

H 2400


CR - VS - V

C 2404

Profilo scanalato con asola singola, da installare come profilo terminale con pannelli di legno (con art.2405).

Slotted profile with single slot, to place as terminal profile with wooden panel (with art. 2405).

passo/pitch



CAVA / SLOT:

3.5 x 25 mm

GANCI COMPATIBILI / COMPATIBLE HOOKS:



a parete/wall-mounted



2404

L 28

W 23

H 2400

CR - VS - V

02.3 FROG

C 2405

Ferma pannello in plastica trasparente.

Transparent plastic panel-fixing.



montato/mounted



2405

L	18
W	10
H	20
PL	


C 2403A

Profilo decorativo in legno per art. 2401.

Decorative wooden profile for art. 2401.



con/with art.2401



2403A

L	120
W	18
H	2400
BNC / WHT	





- ① ST701A
- ② ST220
- ③ TUR53101
- ④ ST731

①

②

④

③

alcalain *MC*

SISTEMI CAVETTATI

GONDOLÉTA

30x30 TUBO QUADRO / SQUARE TUBE

02.4


02.4 GONDOLÉTA - □ 30x30

M ST700A | ST700B | ST700C | ST700D

Gondola a parete.

Wall-stand gondola.

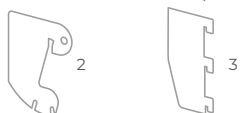
passo/pitch



CAVA / SLOT:

8 x 30 mm

GANCI COMPATIBILI / COMPATIBLE HOOKS:



ST700A

L	1000
W	400
H	1450
◇	1000x400 (art.2501)
⊞	CR - VS - V

ST700B

L	900
W	400
H	1450
◇	900x400 (art.2500)
⊞	CR - VS - V

ST700C

L	600
W	400
H	1450
◇	600x400 (art.2560)
⊞	CR - VS - V

ST700D


L	1200
W	400
H	1450
◇	1200x400
⊞	CR - VS - V

M ST701A | ST701B | ST701C | ST701D

Gondola autoportante.

Self-standing gondola.

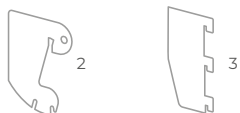
passo/pitch



CAVA / SLOT:

8 x 30 mm

GANCI COMPATIBILI / COMPATIBLE HOOKS:



ST701A

L	1000
W	740
H	1450
◇	1000x400 (art.2501)
⊞	CR - VS - V

ST701B

L	900
W	740
H	1450
◇	900x400 (art.2500)
⊞	CR - VS - V

ST701C

L	600
W	740
H	1450
◇	600x400 (art.2560)
⊞	CR - VS - V

ST701D


L	1200
W	740
H	1450
◇	1200x400
⊞	CR - VS - V

02.4 GONDOLÉTA - ☑ 30x30

ST710A | ST710B | ST711A | ST711B

Montante a "L" e "T" per gondola.

"L-shaped" and "T-shaped" leg for gondola.


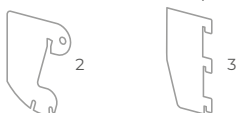


passo/pitch

CAVA / SLOT:

8 x 30 mm

GANCI COMPATIBILI / COMPATIBLE HOOKS:



ST710A

L	30
W	400
H	1450
CR - VS - V	

ST710B

L	30
W	400
H	2400
CR - VS - V	

ST711A

L	30
W	740
H	1450
CR - VS - V	

ST711B

L	30
W	740
H	2400
CR - VS - V	

ST719 | ST720 | ST721 | ST722

Traversa di collegamento in tubo ovale 30x15.

Connecting bar in 30x15 oval tube.



L 1170 | 970 | 870 | 570

CR - VS - V

ST736A

Attacco a muro.

Wall-fixing.



CAVE COMPATIBILI / COMPATIBLE SLOTS:



Ø120 x 30

CR - VS - V

ST220

Coppia mensole per ripiani (L min. 300).

Pair of shelf brackets (min. W 300).



CAVE COMPATIBILI / COMPATIBLE SLOTS:



20 x 300 x 75

CR - VS - V

ST731

Coppia mensole con anti ribalta per ripiano in vetro (sp. 8/12 mm).

Pair of anti-flap brackets for glass shelf (th. 8/12 mm).



CAVE COMPATIBILI / COMPATIBLE SLOTS:



35 x 120 x 90

CR - VS - V



2

1

1 TABB100 | TABB105

2 ST6041

3 ST6035B

4 ST6039

alcalain *MC*



4

3

SISTEMI CAVETTATI

PAGINE PALI

25x25 TUBO QUADRO / SQUARE TUBE


02.5

M ST6021

Montante cavettato con aggancio degli accessori sul retro.

Slotted pillar. Accessories are hooked behind the pillar.





CAVA / SLOT:

 8 x 30 mm

GANCI COMPATIBILI / COMPATIBLE HOOKS:



ST6021

 L	70
 W	min 380 – max 450
 H	2400
	CR - VS - V




M ST6031

Montante cavettato con aggancio frontale degli accessori.

Slotted pillar. Accessories are hooked in front of the pillar.





CAVA / SLOT:

 8 x 30 mm

GANCI COMPATIBILI / COMPATIBLE HOOKS:



ST6031

 L	70
 W	min 60 – max 120
 H	2400
	CR - VS - V




M ST6041 NEW

Montante cavettato con aggancio accessori sul retro.

Slotted pillar. Accessories are hooked behind the pillar.





CAVA / SLOT:

 8 x 30 mm

GANCI COMPATIBILI / COMPATIBLE HOOKS:



ST6041

 L	70
 W	min 60 – max 120
 H	2400
	CR - VS - V



M ST6034 NEW

Coppie mensole per ripiano in legno (sp. 22 mm) per art. ST6041.

Wooden shelf brackets (th. 22 mm) for art. ST6041.



 L 300

 CR - VS - V

M ST6039 NEW

Coppie mensole con anti ribalta per ripiano in vetro (sp. 6 mm) per art. ST6041.

Pair of anti-flap brackets for glass shelf (th. 6 mm) for art. ST6041.



 L 170

 CR - VS - V

02.5 PAGINE PALI - □25x25

M ST6035A | ST6035B | ST6035C | ST6035D **NEW**

Ripiano in lamiera per montante art. ST6041.

Metal plate shelf for pillar art. ST6041.



📏 600 | 900 | 1000 | 1200 x 350

🏠 VS - V

M ST6036A | ST6036B | ST6036C | ST6036D **NEW**

Barra appenderia in tubo rettangolare 30x15 mm per montante art. ST6041.

Hanging rail in 30x15 mm rectangular tube for pillar art. ST6041.



📏 600 | 900 | 1000 | 1200 x 350

🏠 CR - VS - V

M ST6037A | ST6037B | ST6037C | ST6037D **NEW**

Barra appenderia per esposizione frontale in tubo rettangolare 30x15 mm per montante art. ST6041.

Hanging rail in 30x15 mm rectangular tube for frontal display for pillar art. ST6041.



📏 600 | 900 | 1000 | 1200

🏠 CR - VS - V

M ST6038 **NEW**

Braccio espositivo dritto con attacco tubo rettangolare 30x15.

Straight arm for use on 30x15 rectangular tube.



📏 L 350

🏠 CR - VS - V

02.6

TUBI CAVETTATI

SLOTTED TUBES

M TUQ25100

Tubo quadrato cavettato su due lati opposti.
Lunghezza 2,4 metri.

*Square tube with slots on the two opposite sides.
Length 2,4 meter.*

TUQ25100

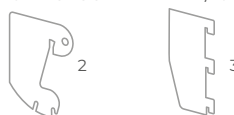
✓ 25x25x1,2

CR - VS - V

CAVA / SLOT:

3,5 x 28 mm

GANCI COMPATIBILI / COMPATIBLE HOOKS:



M TUQ25101

Tubo quadrato cavettato su due lati opposti.
Lunghezza 2,4 metri.

*Square tube with slots on the two opposite sides.
Length 2,4 meter.*

TUQ25101

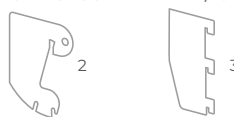
✓ 25x25x1,5

CR - VS - V

CAVA / SLOT:

7 x 28 mm

GANCI COMPATIBILI / COMPATIBLE HOOKS:



M TUQ30100

Tubo quadrato cavettato su due lati opposti.
Lunghezza 2,4 metri.

*Square tube with slots on the two opposite sides.
Length 2,4 meter.*

TUQ30100

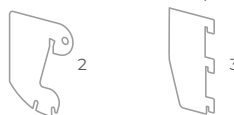
✓ 30x30x1,5

CR - VS - V

CAVA / SLOT:

10 x 31 mm

GANCI COMPATIBILI / COMPATIBLE HOOKS:



02.6 TUBI CAVETTATI

M TUQ30101

Tubo quadrato cavettato su due lati opposti.
Lunghezza 2,4 metri.

*Square tube with slots on the two opposite sides.
Length 2,4 meter.*

TUQ30101

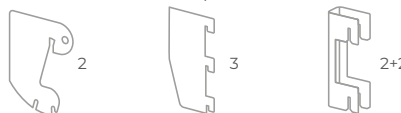
30x30x1,5

CR - VS - V

CAVA / SLOT:

13 (4+4) x 28 mm

GANCI COMPATIBILI / COMPATIBLE HOOKS:



M TUQ30102

Tubo quadrato cavettato su due lati opposti.
Lunghezza 2,4 metri.

*Square tube with slots on the two opposite sides.
Length 2,4 meter.*

TUQ30102

30x30x1,5

CR - VS - V

CAVA / SLOT:

8 x 30 mm

GANCI COMPATIBILI / COMPATIBLE HOOKS:



M TUQ40100

Tubo quadrato cavettato su due lati opposti.
Lunghezza 2,4 metri.

*Square tube with slots on the two opposite sides.
Length 2,4 meter.*

TUQ40100

40x40x2,0

CR - VS - V

CAVA / SLOT:

13 (4+4) x 28 mm

GANCI COMPATIBILI / COMPATIBLE HOOKS:



M TUQ60100

Tubo quadrato cavettato su due lati opposti.
Lunghezza 2,4 metri.

*Square tube with slots on the two opposite sides.
Length 2,4 meter.*

TUQ60100

60x60x2,0

CR - VS - V

CAVA / SLOT:

7 x 28 mm

GANCI COMPATIBILI / COMPATIBLE HOOKS:



02.6 TUBI CAVETTATI

M TUR53100

Tubo rettangolare cavettato su due lati opposti.
Lunghezza 2,4 metri.

*Rectangular tube with slots on the two opposite sides.
Length 2,4 meter.*

TUR53100

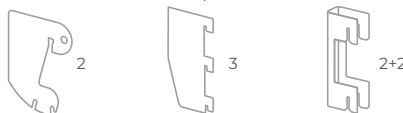
 **30x50x2,0**

 CR - VS - V

CAVA / SLOT:

 13 x 28 mm

GANCI COMPATIBILI / COMPATIBLE HOOKS:



M TUR53101

Tubo rettangolare cavettato su due lati opposti.
Lunghezza 2,4 metri.


*Rectangular tube with slots on the two opposite sides.
Length 2,4 meter.*

TUR53101

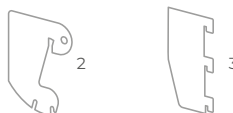
 **30x50x2,0**

 CR - VS - V

CAVA / SLOT:

 8 x 30 mm

GANCI COMPATIBILI / COMPATIBLE HOOKS:



M TUR53102

Tubo rettangolare cavettato su due lati opposti.
Lunghezza 2,4 metri.


*Rectangular tube with slots on the two opposite sides.
Length 2,4 meter.*

TUR53102

 **30x50x2,0**

 CR - VS - V

CAVA / SLOT:

 13 (4+4) x 28 mm

GANCI COMPATIBILI / COMPATIBLE HOOKS:



M TUR63100 | TUR83100

Tubo rettangolare cavettato su due lati opposti.
Lunghezza 2,4 metri.

*Rectangular tube with slots on the two opposite sides.
Length 2,4 meter.*

TUR63100

 **30x60x2,5**


 CR - VS - V

TUR83100


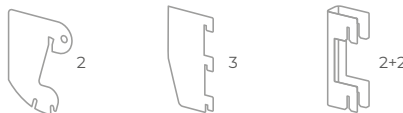
 **30x80x2,5**

 CR - VS - V

CAVA / SLOT:

 13 x 28 mm

GANCI COMPATIBILI / COMPATIBLE HOOKS:



02.6 TUBI CAVETTATI

M TUT25100 | TUT30100 | TUT32100

Tubo tondo cavettato su due lati opposti.
Lunghezza 2,4 metri.

*Round tube with slots on the two opposite sides.
Length 2,4 meter.*

TUT25100

Ø25X1,5

CR - VS - V

TUT30100

Ø30X1,5

CR - VS - V

TUT32100

Ø32X1,5

CR - VS - V

CAVA / SLOT:

I 7 x 28 mm

GANCI COMPATIBILI / COMPATIBLE HOOKS:



M TUT50100 | TUT60100

Tubo tondo cavettato su due lati opposti.
Lunghezza 2,4 metri.

*Round tube with slots on the two opposite sides.
Length 2,4 meter.*

TUT50100

Ø50X2,0

CR - VS - V

TUT60100

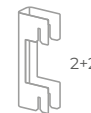
Ø60X1,8

CR - VS - V

CAVA / SLOT:

II 13 (4+4) x 28 mm

GANCI COMPATIBILI / COMPATIBLE HOOKS:



M TUT60101

Tubo tondo cavettato su due lati opposti.
Lunghezza 2,4 metri.

*Round tube with slots on the two opposite sides.
Length 2,4 meter.*

TUT60101

Ø60X1,8

CR - VS - V

CAVA / SLOT:

I 7 x 28 mm

GANCI COMPATIBILI / COMPATIBLE HOOKS:



C 2901A

Tubo tondo cavettato su quattro lati; a una estremità è saldata all'interno una piastra con foro M10.
Lunghezza 2,4 metri.

*Round tube with slots on the four sides; a plate with M10 hole is welded at one end tube.
Length 2,4 meter.*

2901A

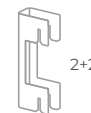
Ø60X1,8

CR - VS - V

CAVA / SLOT:

II 13 (4+4) x 28 mm

GANCI COMPATIBILI / COMPATIBLE HOOKS:



02.6 TUBI CAVETTATI

M GID2840CV | GID3540CV

Tubo tondo zincato cavettato su un lato solo.
Lunghezza 3 metri.

*Galvanized cast iron round tube with slots on one side.
Length 3 meter.*

GID2840CV

Ø27 x 1,5

ZN - VS - V

GID3540CV

Ø34 x 1,5

ZN - VS - V

CAVA / SLOT:

I 7 x 28 mm

GANCI COMPATIBILI / COMPATIBLE HOOKS:



M GID28131

Ghiera di fissaggio.

Wall support plate.



ZN

M GID35131

Ghiera di fissaggio.

Wall support plate.



ZN

M ST736A

Attacco a muro per montanti cavettati.

Wall-fixing for slotted uprights.



CAVE COMPATIBILI / COMPATIBLE SLOTS:



Ø120 x 30

CR - VS - V

C 2104A

Attacco a muro per montanti cavettati.

Wall-fixing for slotted uprights.



CAVE COMPATIBILI / COMPATIBLE SLOTS:



Ø120 x 20

CR - VS - V

02.7

ACCESSORI P50

P50 EQUIPMENT

2023A

Supporto passante per pannelli spessore 18 mm, o per pannelli griglia utilizzando art. 6088.

Passing support for panels 18 mm thick, or for grid panels using art. 6088.

CAVE COMPATIBILI / COMPATIBLE SLOTS:



23 x 41 x 68

CR - VS - V



2026A

Supporto terminale per pannelli spessore 18 mm, o per pannelli griglia utilizzando art. 6088.

Terminal support for panels 18 mm thick, or for grid panels using art. 6088.

CAVE COMPATIBILI / COMPATIBLE SLOTS:



23 x 41 x 68

CR - VS - V



2028A

Mensola per ripiano centrale (L min. 300), venduta singola.

Central shelf bracket (min. W 300), sold individually.

CAVE COMPATIBILI / COMPATIBLE SLOTS:



50 x 300 x 68

CR - VS - V



2103A | 4000L

Supporto singolo per tubo ovale 30x15, per barra su misura.


Single support for 30x15 oval tube, for customized bar.

CAVE COMPATIBILI / COMPATIBLE SLOTS:



79 x 12 x 68 | 30x15 x 3000

CR - VS - V



2260B

Braccio dritto ovale con gancio per montanti cavettati.

Oval straight arm for use on slotted uprights.

CAVE COMPATIBILI / COMPATIBLE SLOTS:



30x15 x 380

CR - VS - V



2262B

Braccio inclinato ovale con gancio per montanti cavettati.

Oval inclined arm for use on slotted uprights.

CAVE COMPATIBILI / COMPATIBLE SLOTS:



30x15 x 330 x 255

CR - VS - V

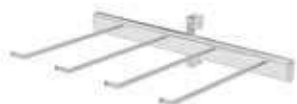


02.7 ACCESSORI P50

C 2278

Espositore multi-blister con gancio per montanti cavettati.

Multi blister support for use on slotted uprights.



CAVE COMPATIBILI / COMPATIBLE SLOTS:



montato/mounted



2278

L 320

W 220

H 68

CR - VS - V

C 2281

Mensola singola per piccoli ripiani, con gancio per montanti cavettati.

Single bracket for small shelf, for use on slotted uprights.



CAVE COMPATIBILI / COMPATIBLE SLOTS:



montato/mounted



2281

L 300

W 215

H 68

CR - VS - V

C 2282 **NEW**

Espositore in lamiera ideale per scarpe, con gancio per montanti cavettati.

Metal plate display perfect for shoes, for use on slotted uprights.



CAVE COMPATIBILI / COMPATIBLE SLOTS:



montato/mounted



2282

L 250

W 140

H 68

VS - V

C 2283A **NEW**

Espositore in lamiera ideale per occhiali, con gancio per montanti cavettati.

Metal plate display perfect for glasses, for use on slotted uprights.



CAVE COMPATIBILI / COMPATIBLE SLOTS:



montato/mounted



2283A

L 180

W 100

H 68


VS - V

02.7 ACCESSORI P50

C 2240 | 2240A | 2240D | 2240H

Barra appenderia.

Hanging bar.




∅ 30X15

CAVE COMPATIBILI / COMPATIBLE SLOTS:



piastra/plate



2240

L	600
W	360 (340)
H	70
CR	CR - VS - V

2240A

L	900
W	360 (340)
H	70
CR	CR - VS - V

2240D

L	1000
W	360 (340)
H	70
CR	CR - VS - V


2240H

L	1200
W	360 (340)
H	70
CR	CR - VS - V

M ST6043 | ST6044 | ST322 | ST6045

Barra appenderia.

Hanging bar.



∅ 30X15

CAVE COMPATIBILI / COMPATIBLE SLOTS:



piastra/plate



ST6043

L	600
W	360 (350)
H	70
CR	CR - VS - V

ST6044

L	900
W	360 (350)
H	70
CR	CR - VS - V

ST322

L	1000
W	360 (350)
H	70
CR	CR - VS - V

ST6045


L	1200
W	360 (350)
H	70
CR	CR - VS - V

02.7 ACCESSORI P50

C 2246 | 2246A | 2246C | 2246D

Barra appenderia per esposizione frontale.

Hanging bar for frontal display.



Ø 30X15



piastra/plate



CAVE COMPATIBILI / COMPATIBLE SLOTS:



2246

L 600

W 66 (46)

H 70

CR - VS - V

2246A

L 900

W 66 (46)

H 70

CR - VS - V

2246C

L 1000

W 66 (46)

H 70

CR - VS - V

2246D

L 1200

W 66 (46)

H 70

CR - VS - V

M ST287A | ST287B | ST287C | ST287E

Barra appenderia per esposizione frontale, in tubo ovale 30x15.


Hanging bar for frontal display, in 30x15 oval tube.

CAVE COMPATIBILI / COMPATIBLE SLOTS:



L 600 | 900 | 1000 | 1200

CR - VS - V



C 2245ADX/SX | 4000L

Coppia di supporti per barra da esposizione frontale su misura, con tubo ovale 30x15.

Pair of supports for customized frontal display bar, with 30x15 oval tube.



CAVE COMPATIBILI / COMPATIBLE SLOTS:



63 x 66 x 70 | 30x15 x 3000

CR - VS - V



M ST287

Coppia di supporti per barra da esposizione frontale su misura, con tubo ovale 30x15.

Pair of supports for customized frontal display bar, with 30x15 oval tube.




CAVE COMPATIBILI / COMPATIBLE SLOTS:



60 x 50 x 68

CR - VS - V



02.7 ACCESSORI P50

 2054B

Braccio dritto ovale
con attacco barra ovale 30x15.

*Oval straight arm for use
on 30x15 oval bar.*



 30x15 x 380


 CR - VS - V

 2057B

Braccio ovale a 'Z'
con attacco barra ovale 30x15.

*'Z-shaped' oval arm for use
on 30x15 oval bar.*



 30x15 x 380 x 150

 CR - VS - V

 2058B | 2058C | 2058D


Gancio blister con attacco
barra ovale 30x15.

*Blister hook for use
on 30x15 oval bar.*



 L 150 | 200 | 300

 CR - VS - V

 8560

Braccio dritto tondo
con attacco barra ovale 30x15.

*Round straight arm for use
on 30x15 oval bar.*



 Ø22 x 380

 CR - VS - V

 2055B

Braccio inclinato ovale
con attacco barra ovale 30x15.

*Oval inclined arm for use
on 30x15 oval bar.*



 30x15 x 330 x 255

 CR - VS - V

 2162

Braccio ovale a scavalco
con attacco barra ovale 30x15.

*Crossing oval arm for use
on 30x15 oval bar.*



 30x15 x 400 (90+290)

 CR - VS - V



 2059A | 2059B | 2059C | 2059Z

Gancio blister porta prezzi
con attacco barra ovale 30x15
e porta etichetta trasparente.


*Price holder blister hook
for use on 30x15 oval bar
and transparent ticket holder.*



 L 150 | 200 | 300 | 75 x 52

 CR - VS - V | PL




 8561

Braccio inclinato tondo
con attacco barra ovale 30x15.

*Round inclined arm for use
on 30x15 oval bar.*



 Ø22 x 330 x 255

 CR - VS - V

02.7 ACCESSORI P50

M ST6060

Coppia braccia per barre appenderia su misura.

Couple of arms for customized hanging rail.



CAVE COMPATIBILI / COMPATIBLE SLOTS:



15 x 300 x 68

CR

M ST6065


Giunto ad angolo stretto, in ABS cromato, per tubo ovale 30x15.

Tight corner connector, in chrome finishing ABS, for 30x15 oval tube.



42 x 42 x 30

PL (CR)



Schema di taglio tubo ovale con giunto **ST6065**.

*Indication for the oval tube cutting with the connector **ST6065**.*



M ST6067

Giunto ad angolo ampio, in ABS cromato, per tubo ovale 30x15.

Wide corner connector, in chrome finishing ABS, for 30x15 oval tube.



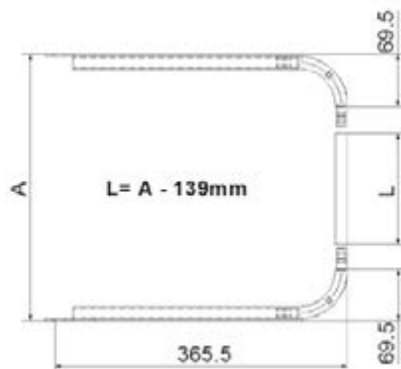
90 x 90 x 30

PL (CR)



Schema di taglio tubo ovale con giunto **ST6067**.

*Indication for the oval tube cutting with the connector **ST6067**.*



02.7 ACCESSORI P50

M GID340CA

Coppia di supporti per barra appenderia in tubo tondo Ø34.

Pair of support for clothes-hanger bar in Ø34 round tube.



∩ Ø34 X 100 x 80
 ☰ ZN

M GID341CA | GID341CB | GID341CC

Barra appenderia in tubo tondo Ø34.

Hanging rail in Ø34 round tube.



NEW

∩ 600 | 900 | 1000 x 150 x 80
 ☰ ZN

M GID240CA **NEW**

Coppia di supporti per barra appenderia in tubo tondo Ø27.

Pair of support for clothes-hanger bar in Ø27 round tube.



∩ Ø27 X 100 x 80
 ☰ ZN

M GID241CA | GID241CB | GID241CC

Barra appenderia in tubo tondo Ø27.

Hanging rail in Ø27 round tube.



NEW

∩ 600 | 900 | 1000 x 150 x 80
 ☰ ZN

M GID340CM

Coppia di supporti per mensole in tubo tondo Ø34.

Pair of support for shelf in Ø34 round tube.



∩ Ø34 X 350 x 100
 ☰ ZN

M GID341CM **NEW**

Coppia di supporti per ripiano in tubo tondo Ø34.

Pair of shelf brackets in Ø34 round tube.



∩ 350 x 84 x 80
 ☰ ZN

M GID240CM **NEW**

Coppia di supporti per mensole in tubo tondo Ø27.

Pair of support for shelf in Ø27 round tube.



∩ Ø27 X 350 x 100
 ☰ ZN

M GID241CM **NEW**

Coppia di supporti per ripiano in tubo tondo Ø27.

Pair of shelf brackets in Ø27 round tube.




∩ 350 x 84 x 80
 ☰ ZN

02.7 ACCESSORI P50

C 2441A | 2441B | 2441C | 2441F

Barra appenderia.

Hanging bar.



☑ 30X10



CAVE COMPATIBILI / COMPATIBLE SLOTS:



2441A

L	1000
W	315 (295)
H	70
CR	CR - VS - V

2441B

L	900
W	315 (295)
H	70
CR	CR - VS - V

2441C

L	600
W	315 (295)
H	70
CR	CR - VS - V

2441F

L	1200
W	315 (295)
H	70
CR	CR - VS - V

C 2447A | 2447B | 2447C | 2447F

Barra appenderia per esposizione frontale, in tubo rettangolare 30x10.


Hanging bar for frontal display, in 30x10 rectangular tube.

CAVE COMPATIBILI / COMPATIBLE SLOTS:



↗ 1000 | 900 | 600 | 1200 x 66(46) x 70

☑ CR - VS - V



C 2438 **NEW**

Profilo a U in PVC trasparente per barre appenderia in tubo rettangolare 30x10; fornito in barre da tagliare a misura.

Transparent PVC U-shaped profile, for hanging bar in 30x10 rectangular tube; supplied in bars to be cut to size.

↗ 2000 x 12.5 x 8

☑ PL



C 2439A | 2439B | 2439C **NEW**

Profilo a L in alluminio anodizzato lucido con adesivo magnetico, per barre appenderia art. 2441A, 2441B, 2441C.

Polished anodized aluminum L-shaped profile with magnetic adhesive, for hanging bar art. 2441A, 2441B, 2441C.

↗ 944 | 844 | 544 x 10 x 10

☑ CR



02.7 ACCESSORI P50

2423 | 7174 **NEW**

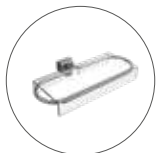
Espositore a forma ovale, con attacco barra rettangolare 30x10, e pianetto in plexiglass trasparente a incastro.

Oval-shaped display, with 30x10 rectangular bar hook, and interlocking transparent plexiglass top.



↳ 211 x 105 x 76 | 180 x 80 x 25

🏠 CR - VS - V | PL



2424 **NEW**


Espositore in lamiera ideale per scarpe, con attacco barra rettangolare 30x10.

Metal plate display perfect for shoes, with 30x10 rectangular bar hook.



↳ 250 x 120 x 30

🏠 VS - V



2445DX/SX | 4000X

Supporti per barra appenderia su misura, con tubo rettangolare 30x10.

Supports for customized hanging bar, with 30x10 rectangular tube.




CAVE COMPATIBILI / COMPATIBLE SLOTS:



↳ 63 x 66 x 70 | 30x10 x 3000

🏠 CR - VS - V



2458A | 2458B | 2458C | 2458D

Gancio blister con attacco barra rettangolare 30x10.

Blister hook for use on 30x10 rectangular bar.



↳ L 100 | 150 | 200 | 300

🏠 CR - VS - V

2459C | 2059Z **NEW**

Gancio blister porta prezzi con attacco barra rettangolare 30x10 e porta etichetta trasparente.

Price holder blister hook for use on 30x10 rectangular bar and transparent ticket holder.



↳ L 300 | 75 x 52

🏠 CR - VS - V | PL



2460

Braccio dritto rettangolare con attacco barra rettangolare 30x10.

Rectangular straight arm for use on 30x10 rectangular bar.



↳ 20x10 x 345

🏠 CR - VS - V

2461

Braccio inclinato rettangolare con attacco tubo rettangolare 30x10.

Rectangular inclined arm for use on 30x10 rectangular bar.



↳ 20x10 x 345 x 215

🏠 CR - VS - V

2462

Braccio rettangolare a scavalco con attacco barra rettangolare 30x10.

Crossing rectangular arm for use on 30x10 rectangular bar.



↳ 30x10 x 417 (150+250)

🏠 CR - VS - V




02.7 ACCESSORI P50

C 2450B | 2450C

Cornice porta ripiano in legno o vetro (ventose art. 4057 vendute a parte).

Shelf support frame for wooden or glass shelf (suctions art. 4057 sold separately).



☑ 30X10



CAVE COMPATIBILI / COMPATIBLE SLOTS:



2450B

L 927

W 420 (400)

H 70

◇ 900x350 (art.2507)

🏠 CR - VS - V

2450C

L 627

W 420 (400)

H 70

◇ 600x350 (art.2506)

🏠 CR - VS - V


art.2506 | 2507



C 2440B | 2440C

Barra appenderia: misura compatibile con cornice porta ripiano art. 2450B o 2450C.

Hanging bar: compatible size with shelf support frame art. 2450B or 2450C.



☑ 30X10



CAVE COMPATIBILI / COMPATIBLE SLOTS:



2440B

L 927

W 315 (295)

H 70

🏠 CR - VS - V

2440C

L 627

W 315 (295)


H 70

🏠 CR - VS - V

C 2446B | 2446C

Barra appenderia per esposizione frontale: misura compatibile con cornice porta ripiano art. 2450B o 2450C.

Hanging bar for frontal display: compatible size with shelf support frame art. 2450B or 2450C.



☑ 30X10



CAVE COMPATIBILI / COMPATIBLE SLOTS:



2446B

L 927

W 66 (46)

H 70

🏠 CR - VS - V

2446C

L 627

W 66 (46)

H 70

🏠 CR - VS - V

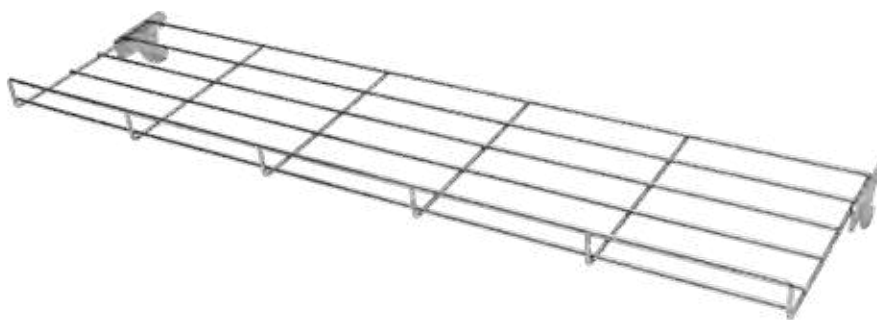
02.7 ACCESSORI P50

M ST740A | ST740C

Ripiano in griglia inclinabile.

Adjustable shelf in metal wire grid.

CAVE COMPATIBILI / COMPATIBLE SLOTS:



ST740A

L	1000
W	250
H	70
CR	CR

ST740C

L	600
W	250
H	70
CR	CR

M ST780A | ST780B | ST780C | ST780D

NEW

Ripiano in lamiera con attacco passo 50 mm. Spessore 2 mm.

Metal shelf for 50 mm pitch. Thickness 2 mm.

CAVE COMPATIBILI / COMPATIBLE SLOTS:



ST780A

L	600
W	350
H	70
VS - V	VS - V

ST780B

L	900
W	350
H	70
VS - V	VS - V

ST780C

L	1000
W	350
H	70
VS - V	VS - V

ST780D

L	1200
W	350
H	70
VS - V	VS - V

02.7 ACCESSORI P50

2028A

Mensola per ripiano centrale
(L min. 300), venduta singola.

*Central shelf bracket (min. W 300),
sold individually.*



CAVE COMPATIBILI / COMPATIBLE SLOTS:



↳ 50 x **300** x 68

🏠 CR - VS - V

2251DX/SX

Coppia mensole dritte e inclinabili
(per ripiani L min. 300).

*Pair of straight and inclined brackets
(for shelf min. W 300).*



CAVE COMPATIBILI / COMPATIBLE SLOTS:



↳ 20 x **300** x 70

🏠 CR - VS - V

2248BDX/SX

Coppia mensole dritte e inclinabili
(per ripiani L min. 350).

*Pair of straight and inclined
brackets (for shelf min. W 350).*



CAVE COMPATIBILI / COMPATIBLE SLOTS:



↳ 20 x **350** x 70

🏠 CR - VS - V

2249A | 2249B | 2249C

Barra appenderia in tubo tondo
Ø22 per mensola art. 2249DX/SX
(viti M6 incluse).

*Hanging bar in Ø22 round tube
for brackets art. 2249DX/SX
(M6 screws included).*



↳ Ø22 x **1000** | **900** | **600**

🏠 CR - VS - V

2051ADX/SX

Coppia mensole a 3 denti
per portate elevate (L min. 500).

*Pair of 3-teeth shelf brackets
for high capacity (min. W 500).*



CAVE COMPATIBILI / COMPATIBLE SLOTS:



↳ 25 x **520** x 127

🏠 CR - VS - V

2248ADX/SX

Coppia mensole dritte e inclinabili
(per ripiani L min. 400).

*Pair of straight and inclined
brackets (for shelf min. W 400).*



CAVE COMPATIBILI / COMPATIBLE SLOTS:



↳ 20 x **390** x 70

🏠 CR - VS - V

2249DX/SX

Coppia mensole dritte e inclinabili
(ripiano L min. 350) con foro per barra
appenderia (art. 2249A|B|C).

*Pair of straight and inclined brackets
(shelf min. W 350) for hanging bar
(art. 2249A|B|C).*



CAVE COMPATIBILI / COMPATIBLE SLOTS:



↳ 20 x **350** x 70

🏠 CR - VS - V

2249X | 4001C NEW


Set per barra appenderia su misura:
inserti alettati M6 in metallo con viti
e kit montaggio. Tubo tondo Ø22.

*Set for customized hanging bar:
M6 metal finned inserts with screws
and mounting kit. Ø22 round tube.*



↳ Ø20 x 10 | Ø22x1,0 x 3000

🏠 ZN | CR - VS - V



02.7 ACCESSORI P50

M ST220

Coppia mensole per ripiani
(L min. 300).

*Pair of shelf brackets
(min. W 300).*



CAVE COMPATIBILI / COMPATIBLE SLOTS:



20 x **300** x 75

CR - VS - V

M ST731

Coppia mensole con anti ribalta
per ripiano in vetro (sp. 8/12 mm).

*Pair of anti-flap brackets for glass shelf
(th. 8/12 mm).*



CAVE COMPATIBILI / COMPATIBLE SLOTS:



35 x **120** x 90

CR - VS - V

C 4057 | 4057A

Ventosa per foro
Ø6 o Ø5,5.

*Suction cup for
Ø6 or Ø5,5 hole.*



Ø25 | Ø20

PL

C 2500

Ripiano in legno.

Wooden shelf.



900 x 400 x 18-22-25

BNC-NROPC-OLDK-ROV / WHT-MTBLCK-OLDK-OAK

C 2299DX/SX

Coppia mensole per ripiano in vetro
(sp. 8 mm) con grani ferma-ripiano.

*Pair of brackets for glass shelf
(th. 8 mm) with shelf-stopper.*



CAVE COMPATIBILI / COMPATIBLE SLOTS:



20 x **320** x 70

CR - VS - V

M GIO20944

Piccola ventosa color bianco
per foro Ø4,5.

*Small white suction cup
for Ø4,5 hole.*




Ø12

PL

C 2560

Ripiano in legno.

Wooden shelf.



600 x 400 x 18-22-25

BNC-NROPC-OLDK-ROV / WHT-MTBLCK-OLDK-OAK

C 2501

Ripiano in legno.

Wooden shelf.



1000 x 400 x 18-22-25

BNC-NROPC-OLDK-ROV / WHT-MTBLCK-OLDK-OAK

alcalain *MC*

TUBI E GIUNTI
TUBES AND JOINTS

03



- ① GIR25202
- ② GIR25203
- ③ 4000



1

2

3

03.1

TUBI

TUBES

☪ 4000 | 4000A | 4000C | 4000E | 4000S
4001B | 4001C | 4001D | 4001E | 4001L

Tubi tondi, lunghezza 3 metri.

Round tubes, length 3 meter.



4000A

☪ Ø10x1,0

☰ CR

4000C

☪ Ø16x1,2

☰ CR

4001B

☪ Ø20x1,0

☰ CR

4001C

☪ Ø22x1,0

☰ CR - VS - V

4001D

☪ Ø25x0,7

☰ CR

4001L

☪ Ø25x0,9

☰ CR

4001E

☪ Ø25x1,0

☰ CR

4000

☪ Ø25x1,1

☰ CR - VS - V

4000E

☪ Ø32x1,2

☰ CR

4000S

☪ Ø40x1,2

☰ CR

03.1 TUBI

M GID28400 | GID28401 | GID35400

Tubi tondi zincati, lunghezza 3 metri.

Round tubes in galvanized cast iron, length 3 meter.

GID28400

Ø27x1,5

ZN - VS - V

GID28401

Ø27x2,5

ZN - VS - V

GID35400

Ø34x1,5

ZN - VS - V



C 4000L | 4000M | 4002B | 4002C

Tubi ovali, lunghezza 3 metri.

Oval tubes, length 3 meter.

4002B

30x15x0,7

CR

4002C

30x15x1,0

CR

4000L

30x15x1,2

CR - VS - V

4000M

36x18x1,2

CR



C 4000P | 4000Q

Tubi quadrati, lunghezza 3 metri.

Square tubes, length 3 meter.

4000P

20x20x1,2

CR - VS - V - NS

4000Q

25x25x1,2

CR - VS - V - NS



C 4000X | 4001N

Tubi rettangolari, lunghezza 3 metri.

Rectangular tubes, length 3 meter.

4000X

30x10x1,2

CR - VS - V

4001N

30x15x1,2

CR



03.2

GIUNTI Ø25

Ø25 JOINTS

M GIR25101DX

Giunto a 3 vie.

3-way joint.



 CR

M GIR25102SX

Giunto a 3 vie.

3-way joint.



 CR

M GIR25103DX

Giunto a 2 vie.

2-way joint.



 CR

M GIR25104SX

Giunto a 2 vie.

2-way joint.




 CR

M GIR25105

Giunto parallelo.

Parallel joint.



 CR

M GIR25106

Giunto per cristallo
(sp. 8 mm).

*Joint for plate glass
(th. 8 mm).*




 CR

03.2 GIUNTI Ø25

M GIR25107

Giunto parallelo piatto, interasse 35 mm.

Flat parallel joint, interaxis distance 35 mm.



CR

M GIR25107A

Riduttore in plastica (sp. 4-6 mm).

Plastic reducer (th. 4-6 mm).




PL

M GIR25108

Giunto per pannello/tubo/pannello (sp. 18-20 mm).

Joint for panel/tube/panel (th. 18-20 mm).

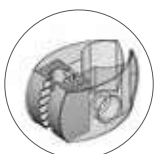


CR

M GIR25110

Inserto per griglia (sp. 6-12 mm).

Reducer insert for wire mesh panel (th. 6-12 mm).




PL

M GIR25111

Giunto scorrevole con vite.

Sliding joint with screw.



CR

M GIR25107B

Riduttore in plastica (sp. 10-12 mm).

Plastic reducer (th. 10-12 mm).



PL

M GIR25109

Giunto per tubo/pannello o tubo/cristallo (sp. 18-20 mm).

Joint for tube/panel or tube/glass (th. 18-20 mm).



CR

M GIR25112

Giunto piatto per tubo/pannello (sp. 18-20 mm).

Flat joint for tube/panel (th. 18-20 mm).



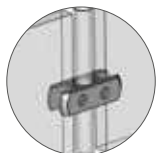
CR

03.2 GIUNTI Ø25

M GIR25113

Giunto piatto per pannello/tubo/pannello (sp. 18-20 mm).

Flat joint for panel/tube/panel (th. 18-20 mm).

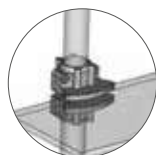


CR

M GIR25115

Giunto con supporto per un ripiano (sp. 3-8 mm).

Single shelf-support joint (th. 3-8 mm).

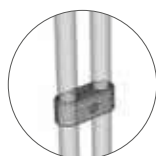


CR

M GIR25117

Giunto parallelo piatto, interasse 50 mm.

Flat parallel joint, interaxis distance 50 mm.



CR

M GIR25202

Giunto a 3 vie a "T".

3-way "T" joint.

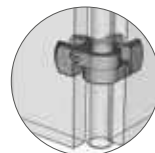


CR

M GIR25114

Giunto snodato piatto per pannello/tubo/pannello (sp. 18-20 mm).

Articulated flat joint for panel/tube/panel (th. 18-20 mm).

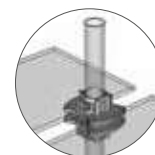


CR

M GIR25116

Giunto con supporto per due ripiani (sp. 3-8 mm).

Double shelf-support joint (th. 3-8 mm).



CR

M GIR25118

Giunto piatto per 3 tubi paralleli, interasse 35 mm.

Flat joint for 3 parallel tubes, interaxis distance 35 mm.

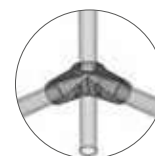


CR

M GIR25203

Giunto a 4 vie.

4-way joint.



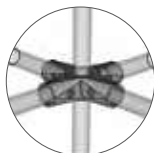
CR

03.2 GIUNTI Ø25

M GIR25204

Giunto a 6 vie.

6-way joint.



 CR

M GIR25201

Giunto a 3 vie a "T".

3-way "T" joint.



 CR

M GIR25207

Giunto a 4 vie rettilineo.

4-way rectilinear joint.




 CR

M GIR25210

Giunto a 5 vie.

5-way joint.




 CR

M GIR25213

Giunto a 5 vie.

5-way joint.

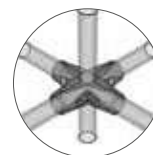


 CR

M GIR25205

Giunto a 6 vie.

6-way joint.

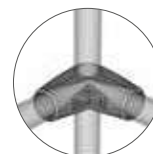


 CR

M GIR25208

Giunto a 4 vie angolare.

4-way angular joint.



 CR

C 4078

Chiera con anello smontabile.

Plate with demountable ring.



 CR

03.2 GIUNTI Ø25

M GIR25303

Chiera di fissaggio a parete
(leggera, 17 g).

*Wall support plate
(light, 17g).*

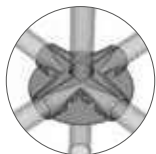


CR

M GIR25206

Giunto a 6 vie
con 4 portapiani.

*6-way joint with
4 shelf-holders.*



CR

M GIR25211

Giunto a 5 vie
con 1 portapiano.

*5-way joint with
1 shelf-holder.*

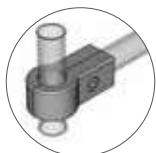


CR

M GIR25217

Giunto Box system a 3 vie.

3-way Box system joint.



CR

M GIR25303A

Chiera di fissaggio a parete
(pesante, 23 g).

*Wall support plate
(heavy, 23 g).*




CR

M GIR25209

Giunto a 4 vie
con 1 portapiano.

*4-way joint with
1 shelf-holder.*



CR

M GIR25212

Giunto a 5 vie
con 2 portapiani.

*5-way joint with
2 shelf-holders.*

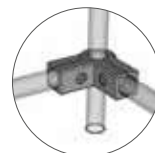


CR

M GIR25218

Giunto Box system a 4 vie.

4-way Box system joint.



CR

03.2 GIUNTI Ø25


M GIR25254

Giunto Box system a 5 vie.

5-way Box system joint.



CR



M GIR25301

Espansore grezzo a scomparsa.

Vanishing row expander.



GR



M GIR25304

Giunto a snodo 90°-180°.

Articulated joint 90°-180°.



CR



M GIR25306

Supporto a parete passante.

Passing wall support.



H 133

CR



M GIR25255

Giunto Box system a 6 vie.

6-way Box system joint.



CR



M GIR25302

Espansore con fascia cromato.

Chromium-plated expander with band.



CR



M GIR25A10

Giunto per connettere tubo Ø25 con tubo Ø10.

Connecting joint for tube Ø25 to tube Ø10.



CR



M GIR25307

Supporto a parete di estremità.

Ending wall support.



H 133

CR



03.2 GIUNTI Ø25

M GIR25651

Reggitubo regolabile aperto.

Open adjustable tube support.



H min 65 - max 95

CR

M GIR25305

Mazzetta filettata M10.

M10 threaded insert.



CR

C 4016

Piedino alettato con filetto M10.

Finned foot M10 threaded.



PL

C 4022A

Copritesta in ABS.

ABS cap.



PL (CR)

M GIR25652

Reggitubo regolabile chiuso.

Closed adjustable tube support.



H min 65 - max 95

CR

C 4013

Supporto piano
in plastica trasparente.

*Plane support
in transparent plastic.*



PL

C 4021

Piedino alettato.

Finned foot.



PL

C 4022B

Copritesta alettato.

Finned cap.



PL (CR)

03.2 GIUNTI Ø25

4026

Supporto ripiani in orizzontale.

Horizontal shelf support.



↳ 20 x 72 x 25

🏠 CR - VS - V

4028

Sfera terminale Ø64 mm.

Terminal ball Ø64 mm.



🏠 PL (CR)

4058

Mensola per singolo ripiano.

Single-sided bracket.



↳ L 300

🏠 CR - VS - V

4027

Supporto per pannelli in verticale.

Vertical panel support.



↳ 20 x 30 x 73

🏠 CR - VS - V

4029

Calzante esterno tubo.

External tube cap.



🏠 PL

4059

Mensola per doppio ripiano.

Double-sided bracket.



↳ L 300

🏠 CR - VS - V

03.3

GIUNTI Ø32

Ø32 JOINTS

M GIR32101DX

Giunto a 3 vie.

3-way joint.



 CR

M GIR32102SX

Giunto a 3 vie.

3-way joint.



 CR

M GIR32303

Ghiera di fissaggio a parete.

Wall support plate.



 CR

M GIR32130

Giunto scorrevole con vite.

Sliding joint with screw.



 CR

M GIR32202

Giunto a 3 vie a "T".

3-way "T" joint.



 CR

M GIR32203

Giunto a 4 vie.

4-way joint.



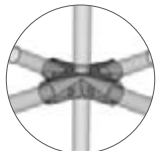
 CR

03.3 GIUNTI Ø32

M GIR32204

Giunto a 6 vie.

6-way joint.



CR

M GIR32112

Giunto piatto per pannello
(sp. 18-20 mm).

Flat joint for panel
(th. 18-20 mm).



CR

M GIR32306

Supporto a parete passante.

Passing wall support.



H 133

CR

M GIR32305

Mazzetta filettata M10.

M10 threaded insert.




CR

M GIR32204B

Giunto a 5 vie.

5-way joint.



CR

M GIR32301

Espansore grezzo a scomparsa.

Vanishing row expander.



GR

M GIR32307

Supporto a parete di estremità.

Ending wall support.



H 133

CR

M GIR32315

Copritesta in ABS.

ABS cap.



PL (CR)

03.3 GIUNTI Ø32

C 4022D

Copritesta alettato.

Finned cap.



PL (CR)

C 4058A

Mensola per singolo ripiano.

Single-sided bracket.



L 300

CR - VS - V

C 4059A

Mensola per doppio ripiano.

Double-sided bracket.



L 300

CR - VS - V

C 1398

Piedino alettato in plastica con foro filettato M10.

Plastic finned foot with M10 threaded hole.



Ø32

PL

C 1399

Inserto alettato in metallo con foro filettato M10.

Metal flange finned insert with M10 threaded hole.



Ø32

ZN

03.4

GIUNTI Ø27 IDROSHOP ZINCATI

Ø27 GALVANIZED CAST IRON JOINTS

M GID28104

Giunto a 3 vie a "T".
3-way "T" joint.



 ZN

M GID28116

Giunto a 4 vie.
4-way joint.



 ZN

M GID28119

Giunto a 4 vie a croce.
Cross-shaped 4-way joint.



 ZN

M GID28125

Giunto a 2 vie.
2-way joint.



 ZN

M GID28128

Giunto a 3 vie.
3-way joint.



 ZN

M GID28158

Giunto a 6 vie.
6-way joint.



 ZN

03.4 GIUNTI Ø27 IDROSHOP

M GID28176

Giunto a 5 vie.

5-way joint.



 ZN

M GID28198

Portapiano doppio.

Double-sided bracket.



 ZN

M GID28131

Ghiera di fissaggio.

Wall support plate.



 ZN

M GID28200

Copritesta alettato.

Finned cap.



 PL

M GID28179

Manicotto circolare.

Locking collar.



 ZN

M GID28199

Portapiano singolo.

Single-sided bracket.



 ZN

M GID28169 **NEW**

Ghiera di fissaggio snodabile.

Wall support pivot plate.



 ZN

M GID28201

Piedino alettato con filetto M10.

Finned foot M10 threaded.



 PL

03.4 GIUNTI Ø27 IDROSHOP

M GID28202

Inserto lamellare alettato con filetto M10 per ruote.

Metal finned threaded M10 insert for wheels.



ZN

M GID28400 | GID28401

Tubi tondi, lunghezza 3 metri.

Round tubes, length 3 meter.



Ø27 X 1,5 | Ø27 x 2,5

ZN - VS - V

M GID240CA **NEW**

Coppia di supporti per barra appenderia in tubo tondo Ø27.

Pair of support for clothes-hanger bar in Ø27 round tube



Ø27 X 100 x 80

ZN

M GID241CA | GID241CB | GID241CC **NEW**

Barra appenderia in tubo tondo Ø27.

Hanging rail in Ø27 round tube.



600 | 900 | 1000 x 150 x 80

ZN

M GID28BA

Base in cemento con ghiera.

Concrete base with support plate.



Ø400 x 100

Cemento/Concrete

M GID2840CV

Tubo tondo cavettato su un lato solo. Lunghezza 3 metri.

Iron round tube with slots on one side. Length 3 meter.



Ø27 x 1,5

ZN - VS - V

M GID240CM **NEW**

Coppia di supporti per mensole in tubo tondo Ø27.

Pair of support for shelf in Ø27 round tube.



Ø27 X 350 x 100

ZN

M GID241CM **NEW**

Coppia di supporti per ripiano in tubo tondo Ø27.

Pair of shelf brackets in Ø27 round tube.



350 x 84 x 80

ZN

03.5

GIUNTI Ø34 IDROSHOP ZINCATI

Ø34 GALVANIZED CAST IRON JOINTS

M GID35104

Giunto a 3 vie a "T".
3-way "T" joint.



ZN

M GID35119

Giunto a 4 vie a croce.
Cross-shaped 4-way joint.



ZN

M GID35128

Giunto a 3 vie.
3-way joint.



ZN

M GID35116

Giunto a 4 vie.
4-way joint.



ZN

M GID35125

Giunto a 2 vie.
2-way joint.



ZN

M GID35158

Giunto a 6 vie.
6-way joint.



ZN

03.5 GIUNTI Ø34 IDROSHOP

M GID35176

Giunto a 5 vie.

5-way joint.



 ZN

M GID35131

Ghiera di fissaggio.

Wall support plate.



 ZN

M GID35198

Portapiano doppio.

Double-sided bracket.



 ZN

M GID35199

Portapiano singolo.

Single-sided bracket.



 ZN

M GID35179

Manicotto circolare.

Locking collar.



 ZN

M GID35136 **NEW**

Giunto a morsetto.

Add-on tee joint.



 ZN

M GID35169 **NEW**

Ghiera di fissaggio snodabile.

Wall support pivot plate.



 ZN

M GID35200

Copritesta alettato.

Finned cap.



 PL

03.5 GIUNTI Ø34 IDROSHOP

M GID35201

Piedino alettato con filetto M10.

Finned foot M10 threaded.



PL

M GID35BA

Base in cemento con ghiera.

Concrete base with support plate.



Ø400 x 100

Cemento/Concrete

M GID3540CV

Tubo tondo cavettato, lunghezza 3 metri (passo 50mm).

Slotted round tube, length 3 meter (pitch 50 mm).



Ø34 x 1,5

ZN - VS - V

M GID340CM

Coppia di supporti per mensole.

Pair of support for shelf.



Ø34 X 350 x 80

ZN

M GID35202

Inserto lamellare alettato con filetto M10 per ruote.

Metal finned threaded M10 insert for wheels.



ZN

M GID35400

Tubi tondi, lunghezza 3 metri.

Round tubes, length 3 meter.



Ø34 x 1,5

ZN - VS - V

M GID340CA

Coppia di supporti per barra appenderia.

Pair of support for clothes-hanger bar.



Ø34 X 100 x 80

ZN

C 2560 | 2500 | 2501

Ripiano in legno.

Wooden shelf.



600 | 900 | 1000 x 400 x 18-22-25

BNC-NROPC-OLDK-ROV / WHT-MTBLCK-OLDK-OAK


03.6

GIUNTI 25x25 GILL IN LAMIERA

25x25 METAL PLATE JOINTS

M GIL25802

Giunto a 2 vie.
2-way joint.



CR - VS - V

M GIL25803


Giunto a 3 vie.
3-way joint.



CR - VS - V

M GIL25804

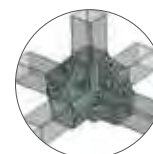
Giunto a 4 vie.
4-way joint.



CR - VS - V

M GIL25805

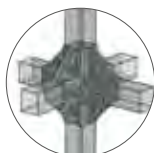
Giunto a 5 vie.
5-way joint.



CR - VS - V

M GIL25806

Giunto a 6 vie.
6-way joint.



CR - VS - V

M GIL25807

Giunto a 3 vie a "T".
3-way "T" joint.



CR - VS - V

03.6 GIUNTI □25x25 GILL

M GIL25808

Giunto a 4 vie a croce.

Cross-shaped 4-way joint.



CR - VS - V

M GIQ25601

Espansore con fascia cromato.

Square expander.



CR

M GIQ25610

Mazzetta filettata M10.

Threaded insert M10.



CR

M GIQ25737

Piedino alettato.

Finned foot.



PL

M GIL25800

Ghiera di fissaggio.

Wall support plate.



CR - VS - V

M GIL25850 | GIL25870

Tubo con fori filettati M10.

Tube with M10 threaded holes.



500 | 700 x 25 x 25

CR - VS - V

M GIQ25736

Copritesta in ABS.

ABS cap.



PL - CR

M GIQ25738

Piedino alettato con filetto M10.

M10 threaded finned foot.



PL

03.6 GIUNTI □25x25 GILL

M TUQ25101

Tubo quadrato cavettato su due lati opposti.
Lunghezza 2,4 metri.

*Square tube with slots on the two opposite sides.
Length 2,4 meter.*

↳ 25 x 25 x 2400

🏠 CR - VS - V



M ST6043 | ST6044 | ST322 | ST6045

Barra appenderia.

Hanging bar.

↳ 350 x 70 x **600 | 900 | 1000 | 1200**

🏠 CR - VS - V



M ST220

Coppia mensole per ripiani
(L min. 300).

*Pair of shelf brackets
(min. W 300).*

CAVE COMPATIBILI / COMPATIBLE SLOTS:



↳ 20 x **300** x 75

🏠 CR - VS - V



M ST731

Coppia mensole con anti ribalta
per ripiano in vetro (sp. 8/12 mm).

*Pair of anti-flap brackets for glass shelf
(th. 8/12 mm).*

CAVE COMPATIBILI / COMPATIBLE SLOTS:



↳ 35 x **120** x 90

🏠 CR - VS - V



C 1560 | 1561

Braccio dritto o inclinato quadro
con attacco barra quadrata 25x25.

*Square straight or inclined arm
for use on 25x25 square bar.*

↳ 20x20 x 335 | 20x20 x 340 x 225

🏠 CR - VS - V



C 1562

Braccio quadro a scavalco
con attacco barra quadrata 25x25.

*Crossing square arm for use
on 25x25 square bar.*

↳ 20x20 x 432 (200+200)

🏠 CR - VS - V



03.7

ACCESSORI E RUOTE

ACCESSORIES AND WHEELS

C 4022C

Copritesta alettato per ovale 30x15 mm.

Finned cap for oval 30x15 mm.



PL (CR)

C 4017

Piedino di regolazione con filetto M10.

Adjustable foot M10 thread.



Ø35 x 39

CR

C 4057 | 4057A

Ventosa per foro Ø6 o Ø5,5 mm.

Suction cap for hole Ø 6 or Ø5,5 mm.



Ø25 | Ø20

PL

M ST6068

Copritesta ovale 30x15 mm con fine corsa.

Oval cap 30x15 mm with stop-hanger.



PL (CR)

C 1021 | 1088 | 1090

Piedino di regolazione con filetto M10.

Adjustable foot M10 thread.



Ø50 x 41 | Ø40 x 38 | Ø30 x 36

PL

M GIO20944

Piccola ventosa color bianco per foro Ø4,5.

Small white suction cup for Ø4,5 hole.



Ø12

PL

03.7 ACCESSORI E RUOTE

M ST079R80

Ruota Ø80 mm con attacco filettato M10.

Wheel Ø80 mm with M10 threaded fixing.



∩ Ø80
 ZN

M ST078R80

Ruota Ø80 mm con attacco filettato M10 e freno.

Wheel Ø80 mm with M10 threaded fixing and brake.



∩ Ø80
 ZN

M ST080R80

Ruota Ø80 mm con innesto rapido per tubo Ø30 mm.

Wheel Ø80 mm with rapid clutch for tube Ø30 mm.



∩ Ø80
 ZN

M ST081R80

Ruota Ø80 mm con innesto rapido e freno per tubo Ø30 mm.

Wheel Ø80 mm with rapid clutch and brake for tube Ø30 mm.



∩ Ø80
 ZN

M ST091R50

Ruota Ø50 mm con attacco filettato M10.

Wheel Ø50 mm with M10 threaded fixing.



∩ Ø50
 ZN

M ST092R50

Ruota Ø50 mm con attacco filettato M10 e freno.

Wheel Ø50 mm with M10 threaded fixing and brake.



∩ Ø50
 ZN

M ST093R50

Ruota Ø50 mm con innesto rapido per tubo Ø30 mm.

Wheel Ø50 mm with rapid clutch for tube Ø30 mm.



∩ Ø50
 ZN

M ST094R50

Ruota Ø50 mm con innesto rapido e freno per tubo Ø30 mm.

Wheel Ø50 mm with rapid clutch and brake for tube Ø30 mm.



∩ Ø50
 ZN

03.7 ACCESSORI E RUOTE

M ST107R100

Ruota Ø100 mm con attacco filettato M10.

Wheel Ø100 mm with M10 threaded fixing.



∩ Ø100

🏠 ZN

M ST108R100

Ruota Ø100 mm con attacco filettato M10 e freno.

Wheel Ø100 mm with M10 threaded fixing and brake.



∩ Ø100

🏠 ZN

STENDER E GONDOLA
STENDER AND GONDOLA

04

04.1


STENDER TUBO TONDO

ROUND TUBE STENDER

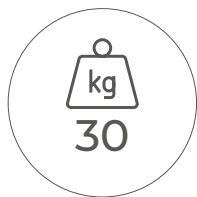
M STG001

Stender tondo ad altezza fissa con piattina cromata sulla barra superiore.

Round fixed-height clothes rail with chrome plated metal strip on the upper bar.



Ø 30



portata/load



piattina/metal strip



STG001

L 1700

W 500

H 1800

kg 30


VS - V

04.1 STENDER TUBO TONDO

M STG002 | STG003

Stender rettangolare ad altezza fissa con piattina cromata sulla barra superiore.

Rectangular fixed-height clothes rail with chrome plated metal strip on the upper bar.



Ø 30



portata/load




STG002

L	1500
W	20
H	1530
kg	30
CEC	VS - V

STG003

L	900
W	20
H	1530
kg	30
CEC	VS - V

piattina/metal strip




04.1 STENDER TUBO TONDO

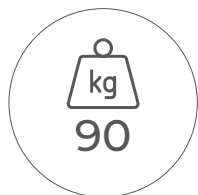
M CIC008 | CIC009

Stender accatastabile ad altezza fissa (barra appenderia sempre cromata).

Stackable fixed-height clothes rail (upper bar always in chrome finishing).



Ø 35



90

portata/load



estensibile/extensible



CIC008

L min 1500 - max 2100

w 570

H 1600

kg 90

Ø100 2

CR - VS - V

CIC009

L min 1000 - max 1600

w 570

H 1600

kg 90

Ø100 2

CR - VS - V

accatastabile/stackable



Ø100




04.1 STENDER TUBO TONDO

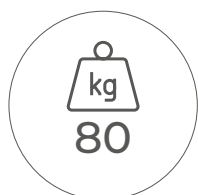
M CIC008R | CIC009R

Stender accatastabile ad altezza regolabile (barra appenderia e montanti scorrevoli sempre cromati).

Stackable height-adjustable clothes rail (upper bar and sliding uprights always in chrome finishing).




Ø 35



portata/load



estensibile/extensible



regolabile/adjustable



CIC008R

L	min 1500 - max 2100
W	570
H	min 1400 - max 2150
kg	80
Ø	Ø100
	2
CR	VS - V

CIC009R

L	min 1000 - max 1600
W	570
H	min 1400 - max 2150
kg	80
Ø	Ø100
	2
CR	VS - V

accatastabile/stackable



Ø100




04.1 STENDER TUBO TONDO

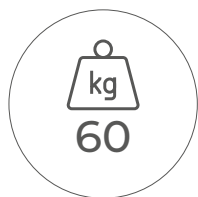
M CIC117 | CIC118 | CIC119

Stender ad altezza fissa con piattina cromata sulla barra superiore.

Fixed-height clothes rail with chrome plated metal strip on the upper bar.



Ø 35



portata/load



CIC117

L	600
W	500
H	1530
kg	60
Ø	Ø50 2
CR	CR - VS - V

CIC118

L	1000
W	500
H	1530
kg	60
Ø	Ø50 2
CR	CR - VS - V

CIC119

L	1200
W	500
H	1530
kg	60
Ø	Ø50 2
CR	CR - VS - V

piattina/metal strip



Ø50




04.1 STENDER TUBO TONDO

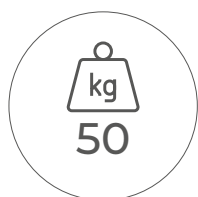
M CIC117R | CIC118R | CIC119R

Stender ad altezza regolabile con piattina cromata sulla barra superiore.

Height-adjustable clothes rail with chrome plated metal strip on the upper bar.




Ø 35



50

portata/load



regolabile/adjustable



CIC117R

L	600
W	500
H	min 1220 - max 1930
kg	50
Ø	Ø50 2
CR	CR - VS - V

CIC118R

L	1000
W	500
H	min 1220 - max 1930
kg	50
Ø	Ø50 2
CR	CR - VS - V

CIC119R

L	1200
W	500
H	min 1220 - max 1930
kg	50
Ø	Ø50 2
CR	CR - VS - V

piattina/metal strip



Ø50



04.1 STENDER TUBO TONDO

M CIC100 | CIC150

Barra intermedia regolabile
per art. CIC009 e art. CIC008.

*Height-adjustable middle bar
for art. CIC009 and art. CIC008.*

L 880 | 1380

CR



M CIC100R | CIC150R

Barra intermedia regolabile
per art. CIC009R e art. CIC008R.

*Height-adjustable middle bar
for art. CIC009R and art. CIC008R.*

L 880 | 1380

CR



M CIC120

Coppia di ganci compatibili
con art. CIC117, CIC118 e CIC119
predisposta per 5 coppie mensole
(art. CIC121).

*Pair of supports compatible
with art. CIC117, CIC118 and
CIC119 equipped for 5 pairs
of shelf brackets (art. CIC121).*

Ø12 x 1450

CR - VS - V



M CIC121

Coppia mensole.

Pair of shelf brackets.

200x20x30

CR - VS - V




04.1 STENDER TUBO TONDO

M ST008R80F | ST008R80R

Stender accatastabile disponibile nella versione ad altezza fissa o regolabile (barra superiore sempre cromata).

Stackable clothes rail available in fixed or adjustable height (upper bar always in chrome finishing).



Ø 30



portata/load



estensibile/extensible



ST008R80F

$\frac{L}{mm}$ min 1500 - max 2100

$\frac{W}{mm}$ 570

$\frac{H}{mm}$ **1600**

$\frac{kg}{kg}$ **80**

$\frac{\varnothing}{mm}$ Ø80 $\frac{U}{U}$ 2

$\frac{CR}{CR}$ CR - VS - V

ST008R80R

$\frac{L}{mm}$ min 1500 - max 2100

$\frac{W}{mm}$ 570


$\frac{H}{mm}$ **min 1400 - max 2000**

$\frac{kg}{kg}$ **70**

$\frac{\varnothing}{mm}$ Ø80 $\frac{U}{U}$ 2

$\frac{CR}{CR}$ CR - VS - V

levetta/lever



accatastabile/stackable



Ø80




04.1 STENDER TUBO TONDO

M ST010R50F | ST010R80F | ST012R50F | ST012R80F

Stender ad altezza fissa.

Fixed-height clothes rail.




Ø 30




60-80

portata/load



estensibile/extendable



Ø50



Ø80



ST010R50F

L	min 1500 - max 2100
W	570
H	1500
kg	60
Ø	Ø50
CR	CR *

ST010R80F

L	min 1500 - max 2100
W	800
H	1550
kg	80
Ø	Ø80
CR	CR *

ST012R50F

L	min 1000 - max 1600
W	570
H	1500
kg	60
Ø	Ø50
CR	CR *

ST012R80F


L	min 1000 - max 1600
W	800
H	1550
kg	80
Ø	Ø80
CR	CR *

04.1 STENDER TUBO TONDO

M ST010R50R | ST010R80R | ST012R50R | ST012R80R

Stender ad altezza regolabile.

Height-adjustable clothes rail.




Ø 30




50-70

portata/load




estensibile/extensible



regolabile/adjustable



levetta/lever (A)



clip/clip (B)



Ø50



Ø80



ST010R50R

L	min 1500 - max 2100
W	570
H	min 1300 - max 2030
kg	50
Ø	Ø50
CR	CR *

ST010R80R

L	min 1500 - max 2100
W	570
H	min 1350 - max 2080
kg	70
Ø	Ø80
CR	CR *

ST012R50R

L	min 1000 - max 1600
W	570
H	min 1300 - max 2030
kg	50
Ø	Ø50
CR	CR *

ST012R80R

L	min 1000 - max 1600
W	570
H	min 1350 - max 2080
kg	70
Ø	Ø80
CR	CR *


* Finitura verniciata disponibile su richiesta / Lacquer finishings available on request.

04.1 STENDER TUBO TONDO

M ST011R50F | ST011R80F | ST013R50F | ST013R80F

Stender ad altezza fissa con barra intermedia regolabile.

Fixed-height clothes rail with height-adjustable middle bar.




Ø 30



60-80

portata/load



estensibile/extendable



levetta/lever



Ø50



Ø80



ST011R50F

L	min 1500 - max 2100
W	570
H	2000
kg	60
Ø	Ø50
CR	CR *

ST011R80F

L	min 1500 - max 2100
W	570
H	2050
kg	80
Ø	Ø80
CR	CR *

ST013R50F

L	min 1000 - max 1600
W	570
H	2000
kg	60
Ø	Ø50
CR	CR *

ST013R80F


L	min 1000 - max 1600
W	570
H	2050
kg	80
Ø	Ø80
CR	CR *

04.1 STENDER TUBO TONDO

M ST011R50R | ST011R80R | ST013R50R | ST013R80R

Stender ad altezza regolabile con barra intermedia regolabile.

Height-adjustable clothes rail with height-adjustable middle bar.




Ø 30



50-70

portata/load




estensibile/extensible



regolabile/adjustable



levetta/lever (A)



clip/clip (B)



Ø50



Ø80



ST011R50R

L	min 1500 - max 2100
W	570
H	min 1300 - max 2030
kg	50
Ø	Ø50
CR	CR *

ST011R80R

L	min 1500 - max 2100
W	570
H	min 1350 - max 2080
kg	70
Ø	Ø80
CR	CR *

ST013R50R

L	min 1000 - max 1600
W	570
H	min 1300 - max 2030
kg	50
Ø	Ø50
CR	CR *

ST013R80R

L	min 1000 - max 1600
W	570
H	min 1350 - max 2080
kg	70
Ø	Ø80
CR	CR *

* Finitura verniciata disponibile su richiesta / Lacquer finishings available on request.

04.1 STENDER TUBO TONDO

M ST100 | ST150

Barra intermedia regolabile
per art. ST012R50/80F e art. ST010R50/80F.

*Height-adjustable middle bar
for art. ST012R50/80F and art. ST010R50/80F.*



L 860 | 1360

CR



M ST100R | ST150R

Barra intermedia regolabile
per art. ST012R50/80R e art. ST010R50/80R.

*Height-adjustable middle bar
for art. ST012R50/80R and art. ST010R50/80R.*



L 860 | 1360

CR



M ST11PRO

Coppia di prolunghe per stender fissi
(art. ST010R50-80F o ST012R50-80F).

*Legs extensions for fixed-height clothes rails
(art. ST010R50-80F o ST012R50-80F).*



∅30 x 500

CR

M ST101

Asta fissa per grucce.

Fixed bar for clothes hangers.



L 1100

CR

M ST0103

Rastrelliera raccogli grucce.

Clothes hangers stacker.



400 x 310 x 820

CR

M ST010PC

NEW

Portacartelli formato A5
con due inserti in PVC
trasparente con attacco
per barra ovale.

*Card holder in horizontal
A5 size with two transparent
PVC sheets for use on oval bar.*



155 x 10 x 250


CR - VS - V

04.1 STENDER TUBO TONDO

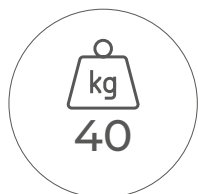
M EOS001A | EOS001B | EOS001C **NEW**

Stender ad altezza fissa con possibilità di aggiungere ripiani in lamiera (venduti separatamente, art. EOS002).

Fixed-eight clothes rail with optional metal sheet shelves (sold separately, art. EOS002).



Ø 25



portata/load



EOS001A

L	700
W	500
H	1550
kg	40
Ø	Ø80
Icon	VS - V

EOS001B

L	1000
W	500
H	1550
kg	40
Ø	Ø80
Icon	VS - V

EOS001C

L	1400
W	500
H	1550
kg	40
Ø	Ø80
Icon	VS - V

Ø80



M EOS002 **NEW**

Ripiano in lamiera (sp. 1,5 mm) per art. EOS001A, EOS001B e EOS001C (portata 15 Kg).

Metal sheet shelf (th. 1,5 mm) for art. EOS001A, EOS001B e EOS001C (load 15 Kg).



Icon 300 x 380 x 25


Icon VS - V

04.1 STENDER TUBO TONDO

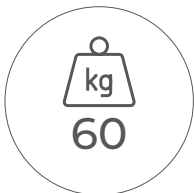
M GIDKIT20 *

Stender ad altezza regolabile in tubi e giunti zincati.


Height-adjustable clothes rail in galvanized cast iron tube and joints.



Ø 27



portata/load



regolabile/adjustable

GIDKIT20

L	1050
W	450
H	min 1200 - max 2000
kg	60
Ø	Ø80
U	2
ZN	


Ø80



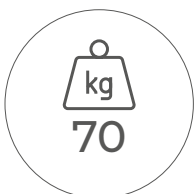
M GIDKIT21 *

Stender ad altezza fissa in tubi e giunti zincati.

Fixed-height clothes rail in galvanized cast iron tube and joints.



Ø 27



portata/load

GIDKIT21

L	1050
W	450
H	1560
kg	70
Ø	Ø80
U	2
ZN	

Ø80




04.1 STENDER TUBO TONDO

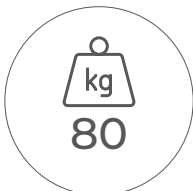
M GIDKIT5 *

Stender ad altezza fissa in tubi e giunti zincati.

Fixed-height clothes rail in galvanized cast iron tube and joints.



Ø 34



portata/load

GIDKIT5

L	1560
W	570
H	1580
kg	80
Ø	Ø80
	4
ZN	


Ø80



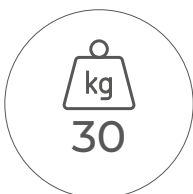
M GIDKIT3 *

Stender ad altezza fissa in tubi e giunti zincati.

Fixed-height clothes rail in galvanized cast iron tube and joints.



Ø 34



portata/load

GIDKIT3

L	700
W	450
H	1300
kg	30
ZN	



* Vedi gli altri complementi del sistema IDROSHOP a pag. 82 / See other items of IDROSHOP system on pag. 82.

04.1 STENDER TUBO TONDO

MGT080 | MGT081 *

Stender a colonna in tondino edile con braccia sporgenti regolabili in altezza ed indipendenti. Base e ripiano in lamiera.


Column clothes rail in rebar with height-adjustable independent overhanging arms. Base and top in metal plate.



Ø12



portata/load



regolabile/adjustable



MGT080

L	650
W	450

H min 800 - max 1450

kg 10 x 2

VS - V

Base/Basement 450x450

MGT081

L	800
W	800

H min 800 - max 1450

kg 10 x 4

VS - V

Base/Basement 450x450

04.1 STENDER TUBO TONDO

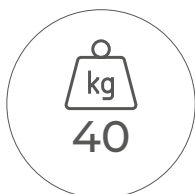
M MGT085 | MGT086 *

Stender fisso in tondino edile. Base in lamiera.


Fixed-height clothes rail in rebar. Basement in metal plate.



Ø12



portata/load



MGT085

L	1000
W	400
H	1450
kg	40
CEEP	VS - V
Ⓜ	Base/Basement 700x400

MGT086

L	1500
W	400
H	1450
kg	40
CEEP	VS - V
Ⓜ	Base/Basement 1100x400


* Vedi gli altri complementi del sistema MAGÖT a pag. 106 / See other items of MAGÖT system on pag. 106.

04.1 STENDER TUBO TONDO

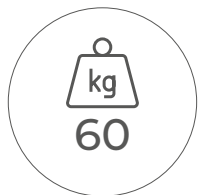
M ST209R80B

Stender con doppia barra ad altezza regolabile.

Height-adjustable clothes rail with double bar.




Ø 30




kg
60

portata/load



estensibile/extensible



regolabile/adjustable



ST209R80B

L min 1500 - max 2100

W 570

H min 1250 - max 2000

kg 60

Ø80 2

CR

clip/clip



Ø80




04.1 STENDER TUBO TONDO

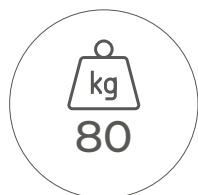
M CIC070

Stender con doppia barra ad altezza regolabile (barra appenderie sempre cromata).


Height-adjustable clothes rail with double bar (upper bars always in chrome finishing).



Ø 35



portata/load



estensibile/extensible



regolabile/adjustable



CIC070

$\frac{L}{mm}$ min 1500 - max 2100

$\frac{W}{mm}$ 650

$\frac{H}{mm}$ min 1350 - max 1850

$\frac{kg}{kg}$ 80

$\frac{\varnothing}{mm}$ Ø100 $\frac{U}{U}$ 2

$\frac{CR}{CR}$ CR - VS - V

clip/clip



Ø80




04.1 STENDER TUBO TONDO


M ST050R50A

Stender circolare ad altezza regolabile.

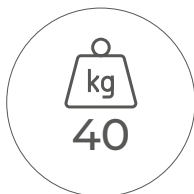
Height-adjustable circular clothes rail.



Ø 55 + Ø 45



regolabile/adjustable



portata/load

ST050R50A

L	800
W	800
H	min 1220 - max 2000
kg	40
Ø	Ø50
CR	CR


Ø50




M ST054R50R

Stender a doppio cerchio ad altezza regolabile.

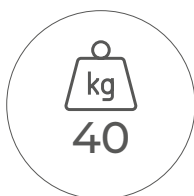
Height-adjustable clothes rail with double circle.



Ø 55 + Ø 45



regolabile/adjustable



portata/load

ST054R50R

L	800
W	800
H	min 1220 - max 2000
kg	40
Ø	Ø50
CR	CR

Ø50



04.1 STENDER TUBO TONDO

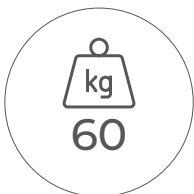
M ST012VTMA

Stender ad altezza fissa con cesta ad altezza regolabile.

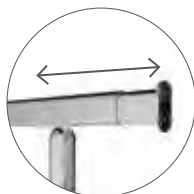
Fixed-height clothes rail with height-adjustable basket.



Ø 30



portata/load



estensibile/extensible

ST012VTMA

L min 1000 - max 1700

w 570

H 1600

kg 60

Ø 80

CR

Ø80




mobile/movable



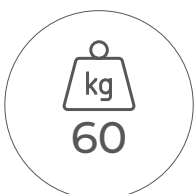
M ST012VTMB

Espositore con cesti ad altezza regolabile.

Stand with height-adjustable baskets.



Ø 30



portata/load

ST012VTMB

L 1000

w 570

H 1600

kg 60

Ø 80

CR

Ø80



mobile/movable



04.2


STENDER TUBO QUADRO

SQUARE TUBE STENDER

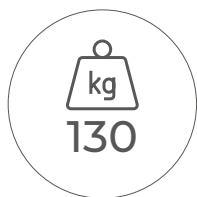
M ST018R80F

Stender per carichi pesanti ad altezza fissa
(barra appenderia sempre cromata).

*Fixed-height heavy loading clothes rail
(upper bar always in chrome finishing).*



☑ 30x30



portata/load



ST018R80F

L	2060
W	580
H	1800
kg	130
Ø	80
	2
CEC	V

accatastabile/stackable



Ø80




04.2 STENDER TUBO QUADRO

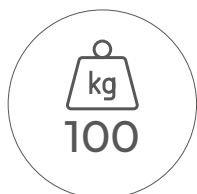
M ST020R100R

Stender rinforzato per carichi pesanti ad altezza regolabile (barra appenderia sempre cromata).


Height-adjustable heavy loading clothes rail (upper bar always in chrome finishing).



30x30



portata/load



regolabile/adjustable



ST020R100R

L	1500
W	550
H	min 1200 – max 1950
kg	100
Ø	Ø100
2	2
V	V

accatastabile/stackable

Ø100



M ST020RBC

Barra intermedia regolabile per ST020R100R.

Height-adjustable middle bar for ST020R100R.



L 1500

CR




04.2 STENDER TUBO QUADRO

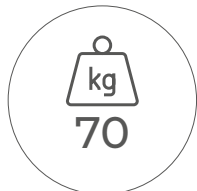
M ST117 | ST118 | ST119

Stender ad altezza fissa.

Fixed-height clothes rail.



☑ 25x25



portata/load



ST117

L	600
W	500
H	1520
kg	70
CR - VS - V	

ST118

L	900
W	500
H	1520
kg	70
CR - VS - V	

ST119

L	1200
W	500
H	1520
kg	70
CR - VS - V	

M CVD117 | CVD118 | CVD119

Porta banner (spessore massimo 6 mm) per art. GILKITIA, GILKITIB, GILKITIC, ST117, ST118, ST119.

Banner holder (maximum thickness 6 mm) for art. GILKITIA, GILKITIB, GILKITIC, ST117, ST118, ST119.



600 | 900 | 1200 x 30 x 350


CR - VS - V

04.2 STENDER TUBO QUADRO

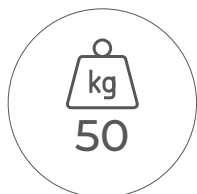
M GILKIT1A | GILKIT1B | GILKIT1C *

Stender ad altezza fissa in tubi e giunti in lamiera.

Fixed-height clothes rail in tube and joints in metal plate.



☑ 25x25



portata/load



GILKIT1A

L	600
W	500
H	1500
kg	50
Ø	Ø50
U	2
CR	CR - VS - V

GILKIT1B

L	900
W	500
H	1500
kg	50
Ø	Ø50
U	2
CR	CR - VS - V

GILKIT1C

L	1200
W	500
H	1500
kg	50
Ø	Ø50
U	2
CR	CR - VS - V

Ø50



C 1562

Braccio quadro a scavalco con attacco barra quadra 25x25.

Crossing square arm for use on 25x25 square bar.



20x20 x 432 (200+200)
CR - VS - V

M ST117PC **NEW**

Portacartelli formato A5 con due inserti in PVC trasparente con attacco barra quadra 25x25.

Card holder in horizontal A5 size with two transparent PVC sheets for use on 25x25 square bar.



155 x 10 x 250
CR - VS - V

C 1560

Braccio dritto quadro con attacco barra quadra 25x25.

Square straight arm for use on 25x25 square bar.



20x20 x 335
CR - VS - V

C 1561

Braccio inclinato quadro con attacco barra quadra 25x25.

Square inclined arm for use on 25x25 square bar.



20x20 x 340 x 225
CR - VS - V


* Vedi gli altri complementi del sistema GILL a pag. 30 / See other items of GILL system on pag. 30.

04.2 STENDER TUBO QUADRO

M ST127 | ST128 | ST129

Stender ad altezza regolabile.


Height-adjustable clothes rail.



25x25



portata/load



regolabile/adjustable



ST127

L 710

W 500

H min 1100 - max 1800

kg 15 x 2

CR

ST128

L 600

W 600

H min 1100 - max 1800

kg 15 x 3

CR

ST129

L 760

W 760

H min 1100 - max 1800

kg 15 x 4

CR

piastrina/arm-stop




04.2 STENDER TUBO QUADRO

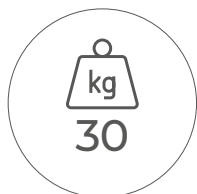
M ST048R **NEW**

Stender a "T" ad altezza regolabile.


Height-adjustable "T" clothes rail.



☑ 25x25



portata/load



regolabile/adjustable



ST048R

L	800
W	400
H	min 1000 - max 1600
kg	30
CEC	CR - VS - V


piastrina/arm-stop



M TRP008 *

Stender fisso (barra appenderia sempre cromata).

*Fixed-height clothes rail
(upper bar always in chrome finishing).*



☑ 30x30



portata/load

TRP008

L	1400
W	550
H	1690
kg	50
Ø	Ø80
CEC	CR - VS - V

Ø80




* Vedi gli altri complementi del sistema TRIPLO a pag. 40 / See other items of TRIPLO system on pag. 40.

04.2 STENDER TUBO QUADRO

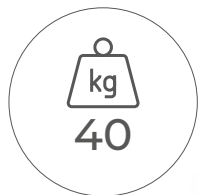
M CUA100 | CUA105 | CUA110 | CUA115 *

Stender fisso, con o senza base in legno.

Fixed-height clothes rail, with or without wooden base.



20x20



portata/load



CUA100

L	1000
W	380
H	1450
kg	40
CR - VS - V	
	-

CUA110

L	1000
W	400
H	1450
kg	40
CR - VS - V	
	BNC-NR-OLDK-ROV WHT-BLCK-OLDK-OAK

CUA105

L	700
W	380
H	1450
kg	40
CR - VS - V	
	-

CUA115

L	700
W	400
H	1450
kg	40
CR - VS - V	
	BNC-NR-OLDK-ROV WHT-BLCK-OLDK-OAK

M CVD100 | CVD105

Porta banner (spessore massimo 6 mm)
per art. CUA 105, CUA115, CUA100, CUA110.

*Banner holder (maximum thickness 6 mm)
for art. CUA 105, CUA115, CUA100, CUA110.*



1000 | 700 x 25 x 350


CR - VS - V

04.2 STENDER TUBO QUADRO

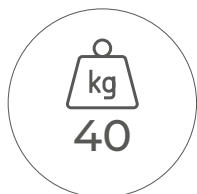
M CUA107 | CUA117 *

Stender fisso, con o senza base in legno.

Fixed-height clothes rail, with or without wooden base.



☑ 20x20



portata/load

CUA107

L	1000
W	380
H	1450
kg	40
🏠	CR - VS - V
📦	-

CUA117

L	1000
W	400
H	1450
kg	40
🏠	CR - VS - V
📦	BNC-NR-OLDK-ROV WHT-BLCK-OLDK-OAK



C 9258C | 9258D

NEW

Gancio blister con attacco barra quadra 20x20.

Blister hook for use on 20x20 square bar.



📏 L 200 | 300

🏠 CR - VS - V

C 9260 | 9261

Braccio dritto o inclinato quadro con attacco barra quadra 20x20.

Straight or inclined square arm for use on 20x20 square bar.



📏 20x20 x 335 | 20x20 x 340 x 225

🏠 CR - VS - V

C 9266

NEW

Braccio quadro a scavalco con attacco barra quadra 20x20.

Crossing square arm for use on 20x20 square bar.



📏 20x20 x 427 (200+200)

🏠 CR - VS - V

M CUA0040

NEW

Portacartelli formato A5 con due inserti in PVC trasparente con attacco barra quadra 20x20.

Card holder in horizontal A5 size with two transparent PVC sheets for use on 20x20 square bar.



📏 155 x 10 x 250

🏠 CR - VS - V


* Vedi gli altri complementi del sistema CUADRO a pag. 8 / See other items of CUADRO system on pag. 8.

04.2 STENDER TUBO QUADRO

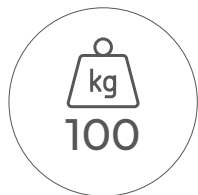
M ST117MAXI | ST118MAXI | ST119MAXI NEW

Stender fisso.

Fixed-height clothes rail.



40x40



portata/load



ST117MAXI

L	600
W	500
H	1500
kg	100
VS - V	

ST118MAXI

L	900
W	500
H	1500
kg	100
VS - V	

ST119MAXI

L	1200
W	500
H	1500
kg	100
VS - V	


04.2 STENDER TUBO QUADRO

M ST117MAXIS | ST118MAXIS | ST119MAXIS

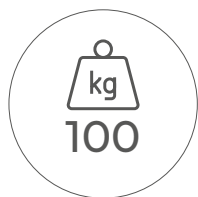
NEW

Stender fisso.

Fixed-height clothes rail.



40x40



portata/load



ST117MAXIS

L	600
W	500
H	1800
kg	100
VS - V	

ST118MAXIS

L	900
W	500
H	1800
kg	100
VS - V	

ST119MAXIS

L	1200
W	500
H	1800
kg	100
VS - V	

04.3


STENDER PIEGHEVOLI

FOLDING STENDER

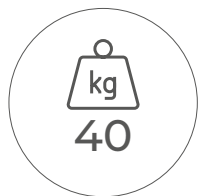
M CRS001

Stender pieghevole ad altezza fissa ripiegabile verticalmente (barra appenderia sempre cromata).

Fixed-height folding clothes rail that can be stored vertically (upper bar always in chrome finishing).



Ø 25



portata/load



CRS001

L	1250
W	500
H	1700
kg	40
Ø	Ø50
CR	CR - VS - V
Info	Chiuso/ <i>Folded</i> 1700x500x120

Ø50




04.3 STENDER PIEGHEVOLI

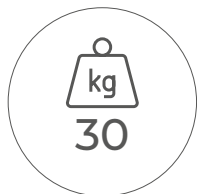
DMG001

Stender pieghevole ad altezza fissa con supporto in tondino edile e piattina cromata sulla barra superiore.

Fixed-height folding clothes rail with support in rebar and a chrome plated metal strip on the upper bar.



Ø 30



portata/load



DMG001

L	1230
W	520
H	1600
kg	30
CR - VS - V	
Chiuso/ <i>Folded</i>	1600x1230x50

piattina/metal strip




04.3 STENDER PIEGHEVOLI

M CIC063

Stender pieghevole ad altezza fissa con base ribaltabile (barra appenderia sempre cromata).

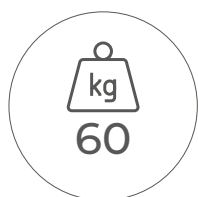
Fixed-height folding clothes rail with drop-leaf base (upper bar always in chrome finishing).



Ø 35



estensibile/extendable



portata/load



CIC063

min 1500 - max 2100

500

1770

60

Ø100 2

CR - VS - V

Chiuso/Folded 1800x500x150

accatastabile/stackable



Ø100



M CIC150

Barra intermedia regolabile per art. CIC063.

Height-adjustable middle bar for art. CIC063.

L 1380

CR




04.3 STENDER PIEGHEVOLI

M CIC063R | CIC065R

Stender pieghevole ad altezza regolabile con base ribaltabile (barra appenderia e montanti scorrevoli sempre cromati).

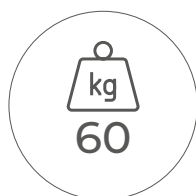
Height-adjustable folding clothes rail with drop-leaf base (upper bar and sliding uprights always in chrome finishing).




Ø 35



estensibile/extendible



portata/load



regolabile/adjustable



CIC063R

L	min 1500 - max 2100
W	500
H	min 1300 - max 2000
kg	60
Ø	Ø100 2
CR	CR - VS - V
Chiuso	Folded 1600x500x150

CIC065R

L	min 1000 - max 1600
W	500
H	min 1300 - max 2000
kg	60
Ø	Ø100 2
CR	CR - VS - V
Chiuso	Folded 1600x500x150

accatastabile/stackable



Ø100



M CIC100R | CIC150R

Barra intermedia regolabile per art. CIC65R e art. CIC063R.

Height-adjustable middle bar for art. CIC65R and art. CIC063R.



L 880 | 1380


CR

04.3 STENDER PIEGHEVOLI

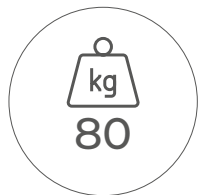
M ST063R80F

Stender pieghevole ad altezza fissa con base ribaltabile.

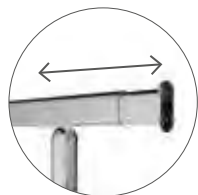
Fixed-height folding clothes rail with drop-leaf base.



30x30



portata/load



estensibile/extensible



ST063R80F

L min 1500 - max 2100

W 500

H 1460

kg 80

Ø80 2

CR *

Chiuso/*Folded* 1500x480x100

Ø80




04.3 STENDER PIEGHEVOLI

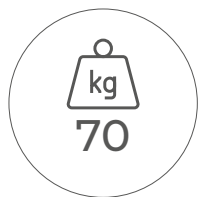
M ST063R80R | ST065R80R

Stender pieghevole ad altezza regolabile con base ribaltabile.

Height-adjustable folding clothes rail with drop-leaf base.



30x30



portata/load



estensibile/extensible



regolabile/adjustable



Ø80



ST063R80R

L	min 1500 - max 2100
W	500
H	min 1180 - max 1900
kg	70
Ø	Ø80
U	2
CE	CR *
i	Chiuso/ <i>Folded</i> 1500x480x100

ST065R80R

L	min 1000 - max 1600
W	500
H	min 1180 - max 1900
kg	70
Ø	Ø80
U	2
CE	CR *
i	Chiuso/ <i>Folded</i> 1500x480x100

levetta/lever (A)



clip/clip (B)




* Finitura verniciata disponibile su richiesta / *Lacquer finishings available on request.*

04.3 STENDER PIEGHEVOLI

M SST63BF | SST63BR

Stender pieghevole per carichi pesanti con base ribaltabile.
Disponibile nella versione ad altezza fissa o regolabile.

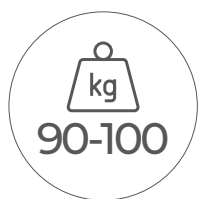
*Heavy loading folding clothes rail with drop-leaf base.
Available in fixed or adjustable height.*



30x30



estensibile/extendable



portata/load



rinforzata/reinforced



Ø80



SST63BF

L min 1500 - max 2100

W 500

H 1460

kg 90

Ø80 2

CR *

Chiuso/Folded 1500x480x100

SST63BR

L min 1500 - max 2100

W 500

H min 1180 - max 1900

kg 100

Ø80 2

CR *

Chiuso/Folded 1500x480x100

levetta/lever (A)



clip/clip (B)




04.3 STENDER PIEGHEVOLI


ST021R80R

Stender per rappresentanti ad altezza regolabile.

Height-adjustable folding clothes rail for salesmen.



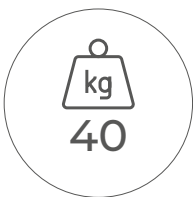
Ø 22



estensibile/extendable



regolabile/adjustable

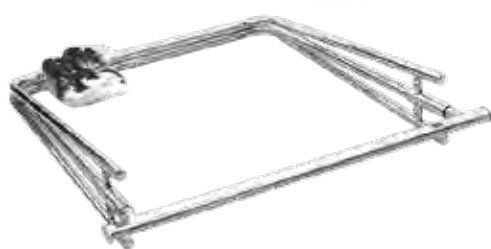


portata/load




ST021R80R

	L	min 850 - max 1450
	w	700
	H	min 950 - max 1670
	kg	40
	Ø80	2
	CR	
	Chiuso/Folded	1000x860x150



levetta/lever



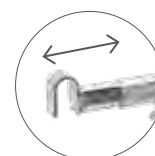

Ø80



ST880 | ST881

Barra appendiabiti telescopica per furgoni o auto.

Telescopic vehicle clothes rail.



min 1200 - max 1550 | min 800 - max 1050 x 36X18

CR

04.4

RICAMBI STENDER

SPARE PARTS

M ST010BOV | ST012BOV

Barra superiore in tubo ovale 36x18.

Upper bar in 36x18 oval tube.



L 1500 | 1000

CR

M ST10RIE

Braccio estensibile per art. ST010BOV e ST012BOV.

Extensible arm for art. ST010BOV and ST012BOV.



L 425

CR

M ST1100

Manopola filettata (A).

Lever (A).



PL

M ST010BIN | ST012BIN

Barra inferiore in tubo tondo Ø30.

Upper bar in Ø30 round tube.



L 1500 | 1000

CR

M ST010MSN | ST010MSCB

Coppia di montanti scorrevoli in tubo tondo Ø26.

Pair of sliding pillar in Ø26 round tube.



H 990

CR

M ST2000

Clip (B).

Pin (B).



PL

04.4 RICAMBI STENDER

M ST010SFI

Spalla per stender ad altezza fissa.

Leg for fixed-height clothes rail.

H 1400

CR



M ST010SRE

Spalla per stender ad altezza regolabile.

Leg for height-adjustable clothes rail.

H 1100

CR



M ST1031

Innesto rapido per tubo Ø30.

Rapid clutch for Ø30 round tube.

PL



C 4017

Piedino di regolazione con filetto M10.

Adjustable foot M10 thread.

Ø35 x 39

CR



M ST079R80

Ruota Ø80 mm con attacco filettato M10.

Wheel Ø80 mm with M10 threaded fixing.

Ø80

ZN



M ST078R80

Ruota Ø80 mm con attacco filettato M10 e freno.

Wheel Ø80 mm with M10 threaded fixing and brake.

Ø80

ZN



M ST080R80

Ruota Ø80 mm con innesto rapido per tubo Ø30 mm.

Wheel Ø80 mm with rapid clutch for tube Ø30 mm.

Ø80

ZN



M ST081R80

Ruota Ø80 mm con innesto rapido e freno per tubo Ø30 mm.

Wheel Ø80 mm with rapid clutch and brake for tube Ø30 mm.

Ø80

ZN



04.4 RICAMBI STENDER

M ST091R50

Ruota Ø50 mm con attacco filettato M10.

Wheel Ø50 mm with M10 threaded fixing.



∩ Ø50

🏠 ZN

M ST092R50

Ruota Ø50 mm con attacco filettato M10 e freno.

Wheel Ø50 mm with M10 threaded fixing and brake.



∩ Ø50

🏠 ZN

M ST093R50

Ruota Ø50 mm con innesto rapido per tubo Ø30 mm.

Wheel Ø50 mm with rapid clutch for tube Ø30 mm.



∩ Ø50

🏠 ZN

M ST094R50

Ruota Ø50 mm con innesto rapido e freno per tubo Ø30 mm.

Wheel Ø50 mm with rapid clutch and brake for tube Ø30 mm.



∩ Ø50

🏠 ZN

M ST107R100

Ruota Ø100 mm con attacco filettato M10.

Wheel Ø100 mm with M10 threaded fixing.



∩ Ø100

🏠 ZN

M ST108R100

Ruota Ø100 mm con attacco filettato M10 e freno.

Wheel Ø100 mm with M10 threaded fixing and brake.



∩ Ø100

🏠 ZN

04.5


GONDOLE

GONDOLE

M ST105PR | ST106PR *

Strutture per gondola con doppio pannello dogato (pannelli non inclusi).

Gondola structures with double slatwall panels (panels not included).



☑ 40x40



ST105PR

L	1205
W	700
H	1450
CE	VS - V
P	Pannelli/ <i>Panels</i> 1200x1200x18/20

ST106PR

L	1205
W	700
H	2250
CE	VS - V
P	Pannelli/ <i>Panels</i> 1200x2000x18/20




* Vedi gli accessori del sistema DOGATO a pag. 130 / See the accessories of DOGATO system on pag. 130.

04.5 GONDOLE

M GIDKIT61A *

Gondola in tubi e giunti zincati allestita con appeso bifacciale a due livelli e piegato superiore (piani non inclusi).

Gondola in galvanized cast iron tube and joints, set up with double-sided two-level hanging bars and folded on the top (tops not included).



Ø 27

GIDKIT61A

L 1200

W 600

H 1500


ZN



M GIDKIT61B *

Gondola in tubi e giunti zincati allestita con appeso bifacciale a due livelli, piegato superiore e mensole su un lato (piani non inclusi).

Gondola in galvanized cast iron tube and joints set up with double-sided two-level hanging bars, folded on the top and shelves brackets on one side (tops and shelves not included).



Ø 27

GIDKIT61B

L 1600

W 600

H 1500

ZN




04.5 GONDOLA

M GIDKIT61C *

Gondola in tubi e giunti zincati allestita con appeso bifacciale a due livelli, piegato superiore e mensole su due lati (piani non inclusi).

Gondola in galvanized cast iron tube and joints set up with double-sided two-level hanging bars, folded on the top and shelves brackets on two sides (tops and shelves not included).



Ø 27


GIDKIT61C

L 2000

W 600

H 1500


ZN



M GILKIT2 **

Gondola in tubi e giunti in lamiera allestita con appeso centrale e piegato superiore (piani non inclusi).

Gondola in tube and joints in metal plate set up with central hanging and folded on the top (top not included).



25x25

GIDKIT2

L 1200

W 600

H 1450

CR - VS - V



* Vedi gli altri complementi del sistema IDROSHOP a pag. 82 / See other items of IDROSHOP system on pag. 82.


** Vedi gli altri complementi del sistema GILL a pag. 30 / See other items of GILL system on pag. 30.

04.5 GONDOLE

2685 KIT *

Gondola in tubo rettangolare 40x20 allestita con appeso bifacciale e piegato laterale (ripianti venduti separatamente).

Gondola in 40x20 rectangular tube set up with double-sided hanging bars and folded on the sides (shelves sold separately).

 1680 x 755 x 1400

 600x400 (art.2560) - 1000x400 (art.2501)


 CR - VS - V



2686 KIT *

Gondola in tubo rettangolare 40x20 allestita con appeso su quattro lati e piegato sopra (ripianti venduti separatamente).

Gondola in 40x20 rectangular tube set up with four-sided hanging bars and folded on the top (shelves sold separately).

 1680 x 755 x 1400

 600x400 (art.2560) - 1000x400 (art.2501)


 CR - VS - V



8586 KIT **

Gondola in tubo rettangolare 50x30 allestita con appeso e piegato bifacciale (ripianti venduti separatamente).

Gondola in 50x30 rectangular tube set up with double-sided hanging and folded (shelves sold separately).

 1050 x 740 x 1450

 1000x400 (art.2501)

 CR - VS - V



7185 | 7186 ***

Gondole in tondino edile e ripiani in lamiera allestita con appeso centrale e piegato (art. 7185) o solo piegato (art. 7186).

Gondola in rebar and metal plate shelves set up with central hanging bar and folded (art. 7185) or only folded (art. 7186).

 1240 x 513 x 1530 | 1240 x 513 x 1530

 VS - V



alcalain *MC*

COMPLEMENTI
FURNITURES

05

05.1


TAVOLI

TABLES

M CUA400 | CUA400L | CUA401 | CUA401L *

Strutture per tavolo, con o senza piani in legno.

Table frames, with or without wooden top and base.



☑ 20x20



CUA400

L 1200

W 400

H 880

CR - VS - V

-

CUA400L

L 200

W 600

H 880 + 20

CR - VS - V

BNC-NR-OLDK-ROV
WHT-BLCK-OLDK-OAK

CUA401

L 1200

W 400

H 430

CR - VS - V

-

CUA401L

L 1200

W 600

H 430 + 20

CR - VS - V


BNC-NR-OLDK-ROV
WHT-BLCK-OLDK-OAK

05.1 TAVOLI

M GILKIT3 *

Struttura per tavolo in tubi e giunti in lamiera (piani non inclusi).

Structure for table in tubes and metal plate joints (tops not included).



☑ 25x25



GILKIT3

L 1200

W 600


H 780

CR - VS - V

M GILKIT4 | GILKIT5 *

Struttura per espositori sovrapponibili in tubi e giunti in lamiera (piani non inclusi).

Structure for stackable displays in tubes and metal plate joints (tops not included).



☑ 25x25



GILKIT4

L 1200

W 600

H 650

CR - VS - V

GILKIT5

L 1100

W 530

H 400

CR - VS - V


* Vedi gli altri complementi del sistema GILL a pag. 30 / See other items of GILL system on pag. 30.

05.1 TAVOLI

M TABB100 | TABB105

Struttura per espositori sovrapponibili
(piani venduti separatamente, art. TABB200).

*Structure for stackable displays
(tops sold separately, art. TABB200).*



☑ 50x20



TABB100

L 1280

W 600

H 900

Ø 80

VS - V

TABB105

L 1280

W 600

H 600

Ø 80

VS - V

Ø80



M TABB200

Ripiano in lamiera (sp. 2 mm)
con intelaiatura in tubo.

*Metal sheet shelf (th. 2 mm)
with frame in tube.*



1160 x 600 x 20


VS - V

05.1 TAVOLI

8380 | 8381 | 8382

Strutture per tavoli sovrapponibili, per piano in vetro o legno (ventose incluse, piani non inclusi).

Stackable table-frames for glass or wooden top (suction cup included, tops not included).



40x20



8380

L 800

W 600

H 400

800x558 (art.8380L)

CR - VS - V

8381

L 1000

W 600

H 600

1000x558 (art.8380L)

CR - VS - V

8382

L 1200

W 600

H 900

1200x558 (art.8380L)

CR - VS - V



8380L | 8381L | 8382L

Piani in legno con fresate per incastro sui tavoli art. 8380, 8381, 8382.

Interlocking milled wooden tops for tables art. 8380, 8381, 8382.



800 | 1000 | 1200 x 558 x 18-22-25


BNC-OLDK-ROV / WHT-OLDK-OAK

05.1 TAVOLI

9380B KIT *

Struttura per tavolo grande, con incluse due coppie di mensole (art. 9383DX/SX) e una barra appenderia (art. 9353D); piani in legno non inclusi (art. 9380L e 2500).

Big table frame, complete with two pairs of shelf brackets (art. 9383DX/SX) and one hanging-bar (art. 9353D); wooden top and shelves not included (art. 9380L and 2500).



30x30



9380B KIT

L	1272
W	600 + 200
H	900
	1346x674 (art.9380L) 900x400 (art.2500)
	CR - VS - V

9380A KIT *

Struttura per tavolo grande, con incluse due barre appenderia (art. 9353B e 9353D, piano non incluso).

Big table frame, complete with two hanging-bars (art. 9353B and 9353D, wooden top not included).



L	1272 x 600 x 900
	1346x674 (art.9380L)
	CR - VS - V

9380 *

Struttura per tavolo grande (piano non incluso).

Big table frame (wooden top not included).



L	1272 x 600 x 900
	1346x674 (art.9380L)
	CR - VS - V

9380L

Piano in legno per tavolo grande.

Wooden top for big table.



L	1346 x 674 x 18-22-25
	BNC-OLDK-ROV / WHT-OLDK-OAK

2500

Ripiano in legno.

Wooden shelf.




L	900 x 400 x 18-22-25
	BNC-OLDK-ROV / WHT-OLDK-OAK

05.1 TAVOLI

9381B KIT *

Struttura per tavolo piccolo, con incluse due coppie di mensole (art. 9383DX/SX) e una barra appenderia (art. 9353B); piani in legno non inclusi (art. 9381L e 2560).

Small table frame, complete with two pairs of shelf brackets (art. 9383DX/SX) and one hanging-bar (art. 9353B); wooden top and shelves not included (art. 9381L and 2560).



30x30



9381B KIT

L	972
W	600 + 200
H	900
	1046x674 (art.9381L) 600x400 (art.2560)
	CR - VS - V

9381A KIT *

Struttura per tavolo piccolo, con incluse due barre appenderia (art. 9353A e 9353B, piano non incluso).

Small table frame, complete with two hanging-bars (art. 9353A and 9353B, wooden top not included).



972 x 600 x 900
CR - VS - V

9381 *

Struttura per tavolo piccolo (piano non incluso).

Small table frame (wooden top not included).



972 x 600 x 900
CR - VS - V

9381L

Piano in legno per tavolo piccolo.

Wooden top for small table.



1046 x 674 x 18-22-25
BNC-OLDK-ROV / WHT-OLDK-OAK

2560

Ripiano in legno.

Wooden shelf.



600 x 400 x 18-22-25
BNC-OLDK-ROV / WHT-OLDK-OAK


* Vedi gli altri complementi del sistema TRIPLO a pag. 40 / See other items of TRIPLO system on pag. 40.

05.1 TAVOLI

M CIC440

Coppia di cavalletti pieghevoli per tavoli (piano non incluso).

Pair of folding legs for tables (top not included).



Ø 35

piede/foot



CIC440


L	-
W	600
H	870
CR	CR - VS - V



M GIDKIT6 *

Struttura per tavolo in tubo e giunti zincati.

Table-structure in galvanized cast iron tube and joints.



Ø 34

GIDKIT6

L	1200
W	600
H	900
CR	ZN



05.1 TAVOLI

1380 | 1380L | 1381L * **NEW**

Struttura tavolo in tubo tondo (art. 1380) con piani tondi in legno (art. 1380L e 1381L, venduti separatamente).

Table structure in round tube (art. 1380) with wooden round shelves (art. 1380L and 1381L, sold separately).



variante colore/color variant



1380

L	716
W	604
H	900
CR - VS - V	

1380L

L	1000
W	1000
H	22-25
BNC-ROV / WHT-OAK	

1381L

L	800
W	800
H	22-25
BNC-ROV / WHT-OAK	

1382 | 9380L * **NEW**

Struttura tavolo in tubo tondo (art. 1382), per piano rettangolare, (art. 9380L) con due mensole per ripiani a sbalzo (art. 2501): piani in legno venduti separatamente.

Table structure in round tube (art. 1382), for rectangular top, (art. 9380L) with two pair of brackets for staggered shelves (art. 2501): wooden shelves sold separately.



variante colore/color variant

+2 art.1328DX/SX

1382

L	1116
W	604
H	900
CR - VS - V	

9380L

L	1346
W	674
H	18-22-25
BNC-OLDK-ROV / WHT-OLDK-OAK	



* Vedi gli altri complementi del sistema ROUND a pag. 96 / See other items of ROUND system on pag. 96.

05.2


ESPOSITORI DA TERRA

SELF-STAND DISPLAY

M ST330 | ST330A NEW

Espositore per frutta/ortaggi con allungo che permette la modularità.
Fornito con 4 ripiani inclinati con attacco per montanti cavettati.

Display for fruits/vegetables and extension kit. It is equipped with 4 inclined shelves for use on slotted uprights.



☑ 50X30



ST330

L	1350
W	600
H	2000
Ø	Ø80
U	4
CR	CR - VS - V

ST330A

L	1320
W	600
H	2000
Ø	Ø80
U	2
CR	CR - VS - V

Ø80




05.2 ESPOSITORI DA TERRA

M ST340 **NEW**

Espositore inclinato per frutta/ortaggi.

Inclined display for fruits/vegetables.



50x30



ST340

L	600
W	1350
H	1000
Ø	Ø80
Icon	CR - VS - V


Ø80



M ST345 **NEW**

Espositore inclinato pieghevole per frutta/ortaggi.

Folding inclined display for fruits/vegetables.



30x30



ST345

L	740
W	1320
H	720
Ø	2
Icon	VS - V
Icon	Chiuso/Folded 740x1320x230

Ø80




05.2 ESPOSITORI DA TERRA

C 1316 | 1317 KIT * NEW

Espositori a più livelli mobili e interscambiabili: configurazioni proposte con solo ripiani tondi in lamiera o con ripiani a semicerchio e braccia dritte. Il montante è disponibile anche in finitura cromata (+CR).

Movable and interchangeable multi-level display: proposal setting up with only round metal plate shelves or with semicircle shelves and straight arms. The upright is also available in chromed finishing (+CR).



Ø 32

1316

L 600

W 600

H 1920

VS - V (+CR)

**ripianti tondi
round shelves**

1317


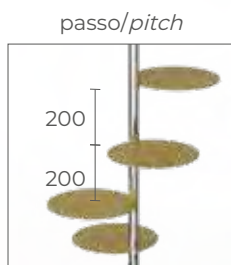
L 540

W 540

H 1920

VS - V (+CR)

**ripianti e braccia
shelves and arms**




C 1330 | 1331 KIT * NEW

Piantana da terra con supporti ad anello, per vasi Ø140 (esclusi), palloni, ecc...

A richiesta il montante e i supporti sono disponibili anche in finitura cromata (+CR).

*Floor upright with ring supports, for Ø140 vases (excluded), balls, etc...
On request the upright and the supports are also available in chromed finishing (+CR).*



Ø 32

1330

L 490

W 490

H 1920

VS - V (+CR)

8 supporti/supports

1331

L 490

W 490

H 1920

VS - V (+CR)

12 supporti/supports

supporti/supports



05.2 ESPOSITORI DA TERRA

C 1323A | 1324A *

Espositore da terra a piramide a 3 o 4 livelli, base tonda e ripiani a semicerchio in lamiera. A richiesta il montante è disponibile anche in finitura cromata (+CR).

Pyramid-shaped self-stand displays with 3 or 4 levels, round base and semicircle shelves in metal plate. On request the upright is also available in chromed finishing (+CR).



Ø 32

1323A

L min 280 - max 490

W min 280 - max 490

H 1270

VS - V (+CR)

3 livelli / 3 levels

1324A

L min 280 - max 540

W min 280 - max 540


H 1620

VS - V (+CR)

4 livelli / 4 levels



passo/pitch



C 1335 * **NEW**

Servomuto, indossatore da camera, con vaschetta in plexiglass, porta-giacca, porta-pantalone e due ganci corti.

Valet stand, wearer chamber, with plexiglass tray, jacket hanger, pants hanger and two short hooks.



1335

L 460

W 300

H 1275

CR - VS - V (PL)

zoom



* Vedi gli altri complementi del sistema ROUND a pag. 96 / See other items of ROUND system on pag. 96.

05.2 ESPOSITORI DA TERRA

C 1240 *

Struttura autoportante per interno camerino, con due appendiabiti e piano ad altezza seduta (piano venduto separatamente).

Freestanding display for inside changing room, with two coat hangers and shelf at seat height (shelf sold separately).

esempio/sample



appendiabiti/hangers



piano seduta/seat shelf



1240

L 645

W 425

H 1850

◇ 600x400 (art.2560)

🏠 CR - VS - V

C 1900

Piantana da terra per flaconi (escluso, max. Ø95); supporto in lamiera disponibile solo verniciato, base e asta sia verniciato che cromato.

Floor stand for bottles (excluded, max. Ø95); metal plate holder available only in lacquered finishing, base and pole available both painted and chromed.



art. 1901

1900

L 300

W 300

H 1100

🏠 VS - V (+CR)



C 1905

Piantana da terra per flaconi (max. Ø95) e scatole (entrambi esclusi). È possibile applicare un cartello informativo utilizzando calamite in dotazione. Supporto in lamiera disponibile solo verniciato, base e asta sia verniciato che cromato.

Floor stand for bottles (max. Ø95) and boxes (both excluded). It is possible to put on an information plaque using magnets supplied. Metal plate holder available only in lacquered finishing, base and pole available both painted and chromed.



art. 1906

1905

L 300

W 300

H 1535

🏠 VS - V (+CR)



05.2 ESPOSITORI DA TERRA

M QB0010 | QB0600 *

Espositori impilabili in tondino edile. È possibile unire i moduli con un connettore (art. QB0011).

Stackable displays in rebar. It is possible to join the frames by means of a connector (art. QB0011).



Ø 6



QB0010

L	400
W	400
H	400
Accessories	VS - V

QB0600

L	600
W	400
H	400
Accessories	VS - V

art. QB0011



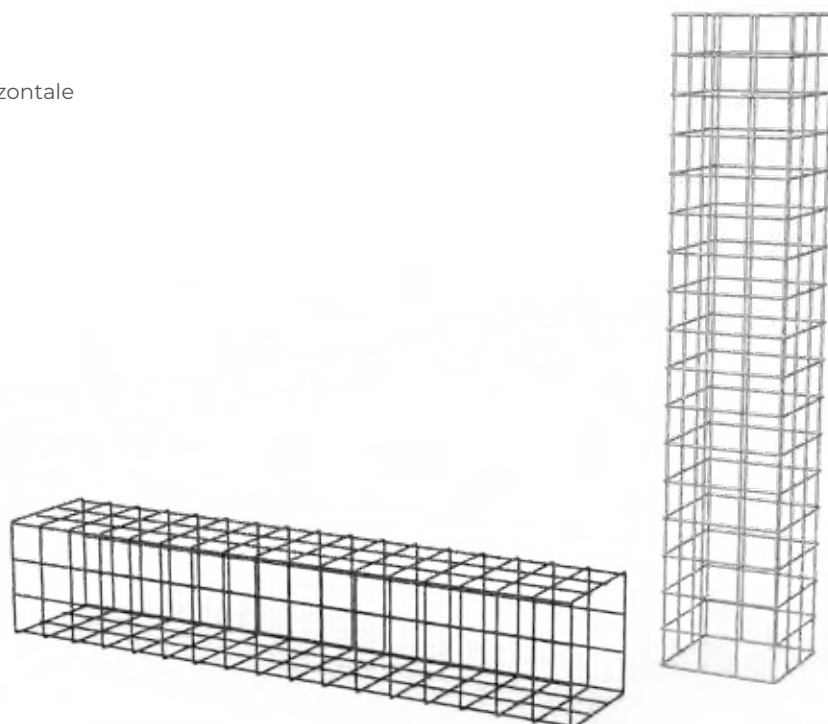
C 7170 *

Espositore a rete in tondino edile da utilizzare in orizzontale o in verticale con gli accessori della linea MAGÖT.

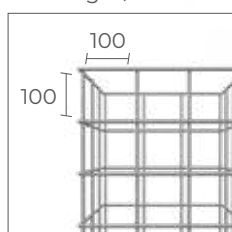
Rebar wire mesh display to place horizontally or vertically with the accessories of MAGÖT system.



Ø 5



maglia/mesh



7170

L	411
W	411
H	1700
Accessories	CR - VS - V


* Vedi gli altri complementi del sistema MAGÖT a pag. 106 / See other items of MAGÖT system on pag. 106.

05.2 ESPOSITORI DA TERRA

M GIDKIT51A | GIDKIT51B | GIDKIT51C | GIDKIT51D *

Espositori in tubo e giunti zincati (piani non inclusi).

Display-structure in galvanized cast iron tube and joints (tops not included).



Ø 27



GIDKIT51A

L	500
W	500
H	500
ZN	

GIDKIT51B

L	500
W	500
H	1000
ZN	

GIDKIT51C

L	500
W	500
H	1500
ZN	


GIDKIT51D

L	500
W	500
H	2000
ZN	

M GIDKIT58 *

Espositore a 4 piani in tubo e giunti zincati (piani non inclusi).

4-shelves display-structure in galvanized cast iron tube and joints (tops not included).



Ø 27



GIDKIT58


L	1200
W	1200
H	1200
ZN	

05.2 ESPOSITORI DA TERRA

9685A | 9685B | 9685C *

Espositore da terra a n.4 ripiani (venduti separatamente), con perni reggi-piano per legno o vetro. Può essere montato su ruote (art. 9695).

Self-stand display with n.4 shelves (sold separately), with shelf-support pins for wooden or glass shelf. It can be mounted on wheels (art. 9695).



20x20



9685A

L 442

W 392

H 1070

◇ 400x350 (art.2509)

CR - VS - V

9685B

L 642

W 392

H 1070

◇ 600x350 (art.2506)

CR - VS - V

9685C

L 942

W 392

H 1070

◇ 900x350 (art.2507)

CR - VS - V


passo/pitch



9686A | 9686B | 9686C *

Espositore da terra a n.6 ripiani (venduti separatamente), con perni reggi-piano per legno o vetro.

Self-stand display with n.6 shelves (sold separately), with shelf-support pins for wooden or glass shelf.



20x20



9686A

L 442

W 392

H 1770

◇ 400x350 (art.2509)

CR - VS - V

9686B

L 642

W 392

H 1770

◇ 600x350 (art.2506)

CR - VS - V

9686C

L 942

W 392

H 1770

◇ 900x350 (art.2507)

CR - VS - V

passo/pitch



* Vedi gli altri complementi del sistema CUADRO a pag. 8 / See other items of CUADRO system on pag. 8.

05.3

ESPOSITORI DA BANCO


COUNTER DISPLAY

INOX | EASY | SBROFF | PIATT | SMART

M ST0030

Espositore per borse ad altezza regolabile in acciaio inox.

Height-adjustable bag-display in stainless steel.



regolabile/adjustable



ST0030

 L 120

 W 120

 H min 350 - max 600

 Inox / *Stainless steel*

05.3 EASY - Ø10

M EB0010

Espositore ad altezza fissa per collane, bigiotteria e piccoli accessori.

Fixed-height display for necklaces and jewelry.

**EB0010**

L 270

W 270

H 400

CR

M EB0011

Espositore a doppia altezza fissa per collane, bigiotteria e piccoli accessori.

Double fixed-height display for necklaces and jewelry.

**EB0011**

L 270

W 270

H 300 + 300

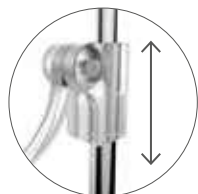
CR

05.3 SBROFF - Ø10

M ST0010

Espositore per borse ad altezza regolabile.

Height-adjustable bag-display.



regolabile/adjustable



ST0010

L 170

W 210


H min 350 - max 600

CR

M ST0011

Espositore per scarpa ad altezza regolabile.

Height-adjustable shoe-display.



regolabile/adjustable



ST0011

L 170

W 210

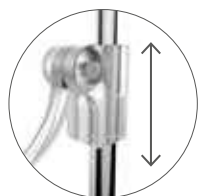
H min 160 - max 290

CR

M ST0012

Espositore per cintura ad altezza regolabile.

Height-adjustable belt-display.



regolabile/adjustable

ST0012

L 390

W 180

H min 350 - max 600

CR

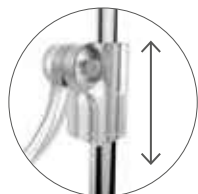


05.3 SBROFF - Ø10

M ST0013

Espositore per cappello ad altezza regolabile.

Height-adjustable hat-display.



regolabile/adjustable



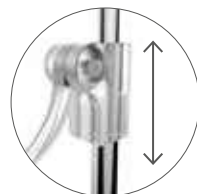
ST0013

L	170
W	210
H	min 350 - max 600
CR	

M ST0014

Espositore per foulard e sciarpe ad altezza regolabile.

Height-adjustable foulard and scarf-display.



regolabile/adjustable




ST0014

L	170
W	210
H	min 350 - max 600
CR	

M ST0015

Espositore per collane e bigiotteria ad altezza regolabile.

Height-adjustable display for necklaces and jewelry.



regolabile/adjustable




ST0015

L	260
W	260
H	min 350 - max 600
CR	

M ST0016

Espositore per collane e bigiotteria ad altezza regolabile.

Height-adjustable display for necklaces and jewelry.



regolabile/adjustable



ST0016

L	300
W	210
H	min 350 - max 600
CR	

05.3 PIATT - ☑ 20X10

M ST0020

Espositore per borse ad altezza regolabile.

Height-adjustable bag-display.



regolabile/adjustable



ST0020

L 140

W 140


H min 370 - max 680

CR

M ST0021

Espositore per scarpa ad altezza regolabile.

Height-adjustable shoe-display.



regolabile/adjustable



ST0021

L 140

W 140

H min 150 - max 270

CR

M ST0022

Espositore per cintura ad altezza regolabile.

Height-adjustable belt-display.



regolabile/adjustable



ST0022

L 390

W 180

H min 370 - max 680

CR

05.3 PIATT - ☑ 20X10

M ST0023

Espositore per cappello ad altezza regolabile.

Height-adjustable hat-display.



regolabile/adjustable

ST0023

L	140
W	140
H	min 370 - max 680
CR	CR



M ST0024

Espositore per foulard e sciarpe ad altezza regolabile.

Height-adjustable foulard and scarf-display.



regolabile/adjustable

ST0024

L	140
W	140
H	min 370 - max 680
CR	CR



M ST0026

Espositore per collane e bigiotteria ad altezza regolabile.

Height-adjustable display for necklaces and jewelry.



regolabile/adjustable

ST0026

L	300
W	140
H	min 370 - max 680
CR	CR



05.3 SMART

C 3300 | 3300L NEW

Espositore in lamiera per doppio livello.

Metal plate display for double level.



3300

L	340
W	160
H	160
Icon	VS - V

3300L

L	560
W	200
H	200
Icon	VS - V

art. 3300



art. 3300L




art. 3300L



C 3301

Espositore in lamiera con 9 scomparti.

Metal plate display with 9 compartments.



esempio/sample



esempio/sample



3301


L	304
W	304
H	100
Icon	VS - V

05.3 SMART

C 3302

Espositore smontabile in lamiera a 2 scomparti (ideale anche per bottiglie).

Metal plate disassemblable display with 2 compartments (also suitable for bottles).



esempio/sample



esempio/sample



3302

L 430

W 300


H 300

VS - V

C 3303

Espositore inclinato in lamiera con bordi rialzati (ideale per camice o riviste).

Metal plate inclined display with raised edges (suitable for shirts or magazines).



esempio/sample



esempio/sample



3303

L 400

W 296

H 102

VS - V

05.4

COMUNICAZIONE VISIVA

VISUAL DISPLAY

M ST0040 | ST0041

Portacartelli formato A5 orizzontale con due inserti in PVC trasparente. Base in lamiera.

Card holder in horizontal A5 size with two transparent PVC sheets. Basement in metal plate.



ST0040

L 215

W 90

H 250

CR - VS - V

ST0041

L 215

W 90

H 450

CR - VS - V

05.4 COMUNICAZIONE VISIVA

M ST0042 | ST0043

Portacartelli formato A6 orizzontale con due inserti in PVC trasparente. Base in lamiera.

Card holder in horizontal A6 size with two transparent PVC sheets. Basement in metal plate.

ST0042

L	155
W	90
H	250
CR - VS - V	

ST0043

L	155
W	90
H	450
CR - VS - V	



M ST0045 | ST0046

Portacartelli formato A4 verticale con due inserti in PVC trasparente. Base in lamiera.

Card holder in vertical A4 size with two transparent PVC sheets. Basement in metal plate.

ST0045

L	215
W	90
H	400
CR - VS - V	

ST0046

L	215
W	90
H	600
CR - VS - V	



05.4 COMUNICAZIONE VISIVA

M ST0047 | ST0048

Portacartelli formato A5 verticale con due inserti in PVC trasparente. Base in lamiera.

Card holder in vertical A5 size with two transparent PVC sheets. Base in metal plate.

ST0047

L	155
W	90
H	250
CR - VS - V	

ST0048

L	155
W	90
H	450
CR - VS - V	



M ST0044

Portacartelli formato A6 orizzontale con base magnetica e due inserti in PVC trasparente.

Card holder in horizontal A6 size with magnetic base and two transparent PVC sheets.



ST0044

L	155
W	10
H	250
CR - VS - V	






05.4 COMUNICAZIONE VISIVA

M ST0003 | ST003A4 **NEW**






Portacartelli formato A6 orizzontale e A4 verticale con due inserti in PVC trasparente. Base in lamiera.

Card holder in horizontal A6 and vertical A4 sizes with two transparent PVC sheets. Basement in metal plate.

ST0003

 L	140
 W	140
 H	970
 VS - V	
 Base/Basement	140x140

ST0003A4

 L	218
 W	300
 H	1045
 VS - V	
 Base/Basement	200x200








M ST0050 | ST0052 **NEW**






Portacartelli da banco formato A6 verticale e A4 verticale con due inserti in PVC trasparente. Base in lamiera sp. 8mm.

Card holder in vertical A6 and vertical A4 sizes with two transparent PVC sheets. Basement in metal plate thickness 8 mm.

ST0050

 L	110
 W	80
 H	165
 VS - V	
 Base/Basement	110x80

ST0052

 L	210
 W	80
 H	305
 VS - V	
 Base/Basement	210x80



05.4 COMUNICAZIONE VISIVA

M DV05500 | DV05505 | DV05509

Piantana ad altezza regolabile con sistema a strozzo e base in metallo (attacco a "T" incluso).

Height-adjustable telescopic tube with metal base (T-shaped support included).

DV05500

L	160
W	220
H	300 + 300
CR	CR

DV05505

L	160
W	220
H	500 + 500
CR	CR

DV05509

L	160
W	220
H	800 + 800
CR	CR



M DV05081 | DV05082 | DV05084

Portaprezzi in policarbonato trasparente antiurto, snodabile e orientabile con pinza di aggancio 10-30 mm e supporto cartello da 50 mm ad incastro.

Adjustable-angle price-holder in transparent polycarbonate, with pliers 10-30 mm and 50 mm push-in label holder.

H 10 | 50 | 100

PL



M DV05090 | DV05091 | DV05095

Portaprezzi in policarbonato trasparente antiurto, snodabile e orientabile con pinza di aggancio 10-30 mm e supporto cartello da 50 mm a molla.

Adjustable-angle price-holder in transparent polycarbonate, with pliers 10-30 mm and 80 mm clip label holder.

H 10 | 50 | 100

PL



05.4 COMUNICAZIONE VISIVA

M DV05030

Attacco a "T"
in ABS trasparente.

*T-shaped support
in transparent ABS.*



📏 Ø10 x 90 x 50
🏠 PL

M DV05010

Cornice porta-cartello
in ABS trasparente.

*Board-holder
in transparent ABS.*



📏 215 x 300 x 10
🏠 PL

M SOS001

Portacartelli formato A5 in PVC trasparente.

Card-holder A5 size in transparent PVC.



📏 148 x 100 x 210
🏠 PL

M DV05071

Attacco a "T" in ABS trasparente
con base magnetica al neodimio.

*T-shaped support in transparent
ABS with neodymium
magnetic base.*



📏 Ø25 x 90 x 45
🏠 PL

M DV05110

Coppia di fogli
in PVC trasparente.

*Pair of transparent
PVC sheet.*



📏 210 x 300 x 0,6
🏠 PL

M SOS003

Portacartelli formato A4 in PVC trasparente.

Card-holder A4 size in transparent PVC.



📏 210 x 100 x 300
🏠 PL

05.5


CAMERINI PROVA

CHANGING ROOMS

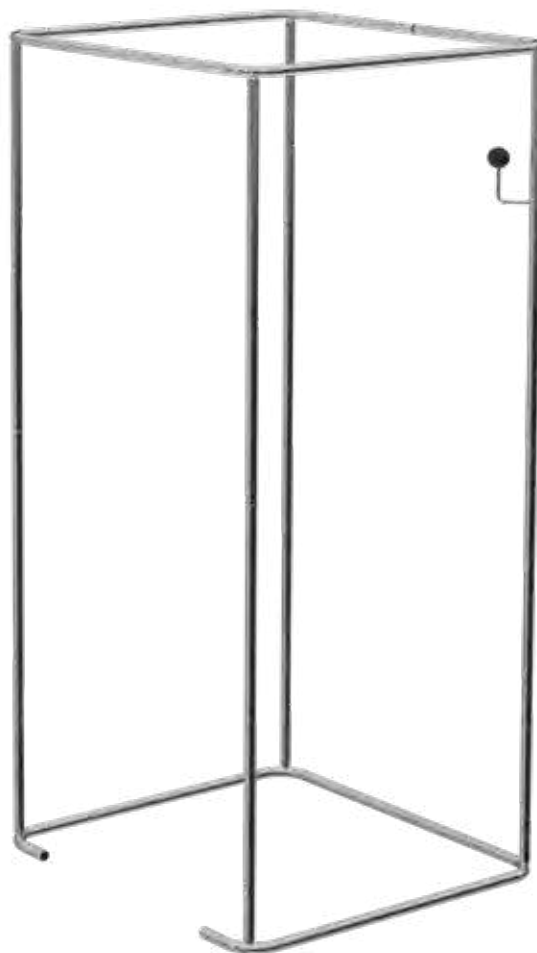
M ST915 *

Struttura smontabile per camerino prova con pomolo appendi abiti.

Disassemblable changing cubicle structure with a peg.



Ø 25



ST915

L 900

W 900

H 2000


CR

05.5 CAMERINI PROVA

M GIDKIT10 *

Struttura per camerino in tubo e giunti zincati, soluzione a parete lineare.

Changing cubicle structure in galvanized cast iron tube and joints, linear solution.



Ø 34


GIDKIT10

L 1000

W 1000

H 2200


ZN



M GIDKIT11 *

Struttura per camerino in tubo e giunti zincati, soluzione ad angolo.

Changing cubicle structure in galvanized cast iron tube and joints, angular solution.



Ø 34

GIDKIT11

L 1000

W 1000

H 2200

ZN



* Vedi gli altri componenti del sistema IDROSHOP a pag. 82 / See other items of IDROSHOP system on pag. 82.

05.5 CAMERINI PROVA

M ST800

Kit portatenda per camerini, soluzione a parete lineare.

Changing cubicle structure, linear solution.



Ø 25



gancio/hook



ST800

L 1000

W 1070

H 50

CR

M ST801

Kit portatenda per camerini, soluzione ad angolo.

Changing cubicle structure, angular solution.



Ø 25



gancio/hook



ST801

L 980

W 980

H 50

CR

M ST802B | ST802C ST802G | ST802W

Coppia di tende in puro cotone panama 100%, lavabile a secco. Compatibile con art. ST800, art. ST801 e art. GIDKIT11.

Pair of curtains in pure panama cotton 100%, dry wash. Suitable for art. ST800, art. ST801 and art. GIDKIT11.




(1400 + 1400) x 2100

Blu | Canapa | Grigio | Bianco / Blue | Canapa | Grey | White

C 1240 *

Struttura autoportante per interno camerino, con due appendiabiti e piano ad altezza seduta (piano venduto separatamente).

Freestanding display for inside changing room, with two coat hangers and shelf at seat height (shelf sold separately).



Ø 22

1240

L 645

W 425

H 1850

600x400 (art.2560)

CR - VS - V



05.6

SPECCHI

MIRRORS






M TRP004 *

Specchiera da terra.

Floor mirror.



TRP004

 L	520
 W	550
 H	1690
 Ø	80
	CR - VS - V

Ø80




* Vedi gli altri complementi del sistema TRIPLO a pag. 40 / See other items of TRIPLO system on pag. 40.

05.6 SPECCHI

M CUA800 *

Specchiera ad anta girevole con base in legno.

Turning mirror with wooden base.



girevole/turning

CUA800

L 500

W 400

H 1750

CR - VS - V

BNC-NR-OLDK-ROV
WHT-BLCK-OLDK-OAK



M ST062R50

Specchiera orientabile da terra.

Floor turning mirror.



ST062R50

L 550

W 400

H 1500

Ø50

CR

M ST064

Specchiera prova-scarpe.

Floor shoe-mirror.



ST064

L 440

W 400

H 690


CR

05.6 SPECCHI

M RUBY3000

Specchiera pieghevole da terra.

Floor folding mirror.



RUBY3000

L 454

W 450

H 1525

CR

M RUBY3003

Specchiera prova-scarpe pieghevole.

Floor folding shoe-mirror.



RUBY3003

L 350

W 350

H 500

CR

pieghevole/folding



M GIDKIT15 *

Specchiera da terra in tubo e giunti zincati.

Floor mirror in galvanized cast iron tube and joints.



GIDKIT15

L 560

W 480

H 1800

ZN

* Vedi gli altri complementi del sistema IDROSHOP a pag. 82 / See other items of IDROSHOP system on pag. 82.

05.7

ESPOSITORI DA MURO E RIPIANI

WALL DISPLAY AND SHELVES

C 1901

Supporto da muro in lamiera per flaconi (escluso, max. Ø95).

Wall mounted holder in metal plate for bottles (excluded, max. Ø95).



C 1906

Supporto da muro per flaconi (max. Ø95) e scatole (entrambi esclusi). È possibile applicare un cartello informativo utilizzando le calamite in dotazione.

Wall mounted holder in metal plate for bottles (max. Ø95) and boxes (both excluded). It is possible to put on an information plaque using magnets supplied.



art. 1900



art. 1905



1901

L	150
W	130
H	80
CE	VS - V

1906

L	200
W	160
H	600
CE	VS - V

05.7 ESPOSITORI DA MURO


4130 **NEW**

Braccio dritto da muro
in tubo quadro 15x15.

*Wall-mounted straight arm
in 15x15 square tube.*



zoom




4130

L	55
W	300
H	55
CR - VS - V	

4132 **NEW**

Coppia braccia da muro in tubo quadro 15x15,
con strisce magnetiche adesive per ripiano in legno
(ripiano venduto separatamente).

*Pair of wall-mounted arms in 15x15 square tube,
with adhesive magnetic strips for wooden shelf
(shelf sold separately).*



zoom




4132

L	55
W	300
H	55
CR - VS - V	

4133 **NEW**

Barra appenderia in tubo
rettangolare 30x10, da avvitare
alle braccia da muro art.4132.

*Hanging rail in 30x10
rectangular tube, to be screwed
to the wall-mounted arms art.4132.*



montato/mounted



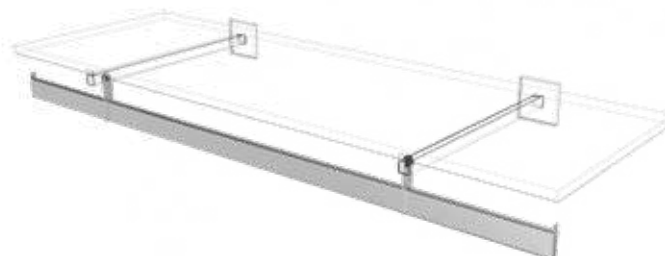
4133

L	525
W	15
H	70
CR - VS - V	

4134 **NEW**

Barra appenderia in tubo
rettangolare 30x10, da avvitare
alle braccia da muro art.4132.

*Hanging rail in 30x10
rectangular tube, to be screwed
to the wall-mounted arms art.4132.*



montato/mounted



4134


L	895
W	15
H	70
CR - VS - V	

05.7 ESPOSITORI DA MURO

C 4146B | 4146C

Mensole per ripiano a parete con barra appenderia in tubo quadro 15x15 (ripiano venduto separatamente).

Wall-mounted shelf brackets with hanging bar in 15x15 square tube (shelf sold separately).



4146B

L 900

W 300

H 100

900x300 (art.2503)
900x350 (art.2507)

CR - VS - V

4146C

L 600

W 300

H 100

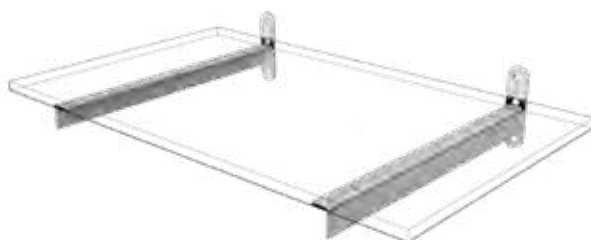
600x300 (art.2502)
600x350 (art.2506)

CR - VS - V

C 4147DX/SX

Mensole per ripiano a parete (ripiano venduto separatamente).

Wall-mounted shelf brackets (shelf sold separately).



4147DX/SX

L 25

W 300

H 100


W=300 (art.2502|2503|2504)
W=350 (art.2506|2507)

CR - VS - V

C 4149B | 4149C

Barra appenderia da muro in tubo tondo Ø22.

Wall-mounted hanging rail in Ø22 round tube.



4149B

L 900

W 300

H 100

CR - VS - V

4149C

L 600

W 300

H 100

CR - VS - V

C 4160 | 4160A NEW

Braccio dritto da muro in tubo tondo Ø22.

Wall-mounted straight arm in Ø22 round tube.



295 | 100 x 25 x 100

CR - VS - V

C 4161

Braccio inclinato da muro in tubo tondo Ø22.

Wall-mounted inclined arm in Ø22 round tube.



280 x 25 x 262

CR - VS - V

05.7 RIPIANI


2560 | 2500 | 2501

Ripiano in legno.

Wooden shelf.

600 | 900 | 1000 x 400 x 18-22-25

BNC-NROPC-OLDK-ROV / WHT-MTBLCK-OLDK-OAK



2510 | 2512

Ripiano in legno.

Wooden shelf.

700 | 1000 x 350 x 18-22-25

BNC-NR-OLDK-ROV / WHT-BLCK-OLDK-OAK



2506 | 2507 | 2509

Ripiano in legno.

Wooden shelf.

600 | 900 | 400 x 350 x 12

BNC-NR-OLDK-ROV / WHT-BLCK-OLDK-OAK



2502 | 2503 | 2504 | 2505

Ripiano in legno.

Wooden shelf.

600 | 900 | 1000 | 400 x 300 x 12

BNC-NR-OLDK / WHT-BLCK-OLDK



05.8

DIVISORI DA BANCO

PROTECTION SHIELDS

M CVD301 | CVD302 | CVD303

Protezioni parafiatato in vetro 3+3 stratificato antinfortunio (spessore 6) con struttura in ferro per banco cassa. Modello con base in lamiera 300x200 e passa documenti H 248.

Portable sneeze guard in laminated safety glass 3+3 (thickness 6) for counters. Version with base in metal plate 300x200 and pass-through hole H 248.



 350 | 450 | 550 x 200 x 547

 VS - V

05.8 DIVISORI DA BANCO

M CVD201 | CVD203 | CVD205 | CVD207

Protezioni parafiatto in vetro 3+3 stratificato antinfortunio (spessore 6) con struttura in tubo 25x25 per banco cassa.

Portable sneeze guard in laminated safety glass 3+3 (thickness 6) with iron structure in 25x25 tube for counters.



 653 | 853 | 1053 | 1553 x 300 x 800

 CR - VS - V

M CVD202 | CVD204 | CVD206 | CVD208

Protezioni parafiatto in vetro 3+3 stratificato antinfortunio (spessore 6)* con struttura in tubo 25x25 per banco cassa. Modello con passa documenti H 120.

Portable sneeze guard in laminated safety glass 3+3 (thickness 6) with iron structure in 25x25 tube for counters. Version with pass-through hole H 120.*



 653 | 853 | 1053 | 1553 x 300 x 800

 CR - VS - V

05.8 DIVISORI DA BANCO

M CVD211 | CVD213 | CVD215 | CVD217

Protezioni parafiatato in vetro 3+3 stratificato antinfortunio (spessore 6) per banco cassa. Struttura in tubo 25x25 e attacco con morsetti.

Portable sneeze guard in laminated safety glass 3+3 (thickness 6) for counters. Iron structure in 25x25 tube and fixing by means of clamps.



 653 | 853 | 1053 | 1553 x 45 x 800

 CR - VS - V

M CVD212 | CVD214 | CVD216 | CVD218

Protezioni parafiatato in vetro 3+3 stratificato antinfortunio (spessore 6) per banco cassa. Struttura in tubo 25x25 e attacco con morsetti. Modello con passa documenti H 120.

Portable sneeze guard in laminated safety glass 3+3 (thickness 6) for counters. Iron structure in 25x25 tube and fixing by means of clamps. Version with pass-through hole H 120.



 653 | 853 | 1053 | 1553 x 45 x 800

 CR - VS - V

05.9

DECORAZIONI PER FESTIVITÀ

SEASONAL DISPLAYS





M XMS0010

Struttura espositiva a forma di albero di natale con scritta augurale.
Sulla struttura è possibile posizionare dei supporti magnetici per foulard, cintura, cravatte, bigiotteria (art. XMS0011).

*Christmas tree-shaped display frame with greetings.
Possible to equip with magnetic supports
for scarves, belts, ties, jewellery (art. XMS0011).*



XMS0010

 L	1450
 W	1030
 H	700
	VS - V

M XMS0011

Supporto con attacco magnetico per foulard, cintura, cravatte, bigiotteria da apporre sulle strutture ad albero (art. XMS0010).

Magnetic supports for scarves, belts, ties, jewellery to apply on Christmas tree frames (art. XMS0010).

 Ø10 x 400 x 75

 CR



05.9 DECORAZIONI PER FESTIVITÀ

M XMS0020 | XMS0021

Struttura espositiva a forma di albero di natale con fiocchi di neve.

Christmas tree-shaped display with snowflakes.

XMS0020

L	500
W	290
H	180
Icon	VS - V

XMS0021

L	1000
W	580
H	360
Icon	VS - V



esempio/sample



M XMS0030

Struttura espositiva a forma di slitta di Babbo Natale con doppio piano. La struttura è fornita smontata e si assembla ad incastro.

Santa's sleigh display with double top. It is supplied disassembled (assembled by interlocking).



esempio/sample



XMS0030

L	400
W	320
H	600
Icon	VS - V

05.9 DECORAZIONI PER FESTIVITÀ

M XMS0040

Portacartelli in formato A6 con base a forma di angelo.
Completo di due inserti in PVC trasparente.

*Card holder in A6 size and angel-shaped support.
Two transparent PVC sheets included.*

 160 x 100 x 200

 VS - V

**M** XMS0041

Portacartelli in formato A6 con base a forma di albero di natale.
Completo di due inserti in PVC trasparente.

*Card holder in A6 size and Christmas tree-shaped support.
Two transparent PVC sheets included.*

 160 x 100 x 210

 VS - V

**M** XMS0050

Supporto per candela a forma di angelo
(candela non inclusa).

*Candle holder with angel-shaped support
(candle not included).*

 160 x 100 x 110

 VS - V

**M** XMS0051

Supporto per candela a forma di albero di natale
(candela on inclusa).

*Candle holder with Christmas tree-shaped
support (candle not included).*

 160 x 100 x 120

 VS - V



05.9 DECORAZIONI PER FESTIVITÀ

M XMS0070 A | B | C

Lantern with decorations: fiocco di neve, albero di natale, slitta. Contiene un vassoio interno con manico per l'inserimento della candela.

Lantern with decorations: snowflake, Christmas tree, Santa's sleigh. Contains an internal tray with a handle for insertion of the candle.

120 x 120 x 120

VS - V - ZN



XMS0070A



XMS0070B



XMS0070C

M ST0070 A | B | C

Lantern with decorations: fiori, griglia, rosa dei venti. Contiene un vassoio interno con manico per l'inserimento della candela.

Lantern with decorations: flowers, mesh, wind rose. Contains an internal tray with a handle for insertion of the candle.

120 x 120 x 120

VS - V - ZN



ST0070A



ST0070B



ST0070C

M ST0072 | ST0073

Lantern tradizionale.

Traditional lantern.

120 x 120 x 300 | 400

VS - V



ST0072



ST0073

M XMS0074 | XMS0075

Lantern with snowflake decorations.

Lantern with snowflake decorations.

180 x 180 x 450 | 600

VS - V - ZN



XMS0074



XMS0075

05.9 DECORAZIONI PER FESTIVITÀ

M ST0074 | ST0075

Lantern with geometric decorations.

Lantern with geometric decorations.

180 x 180 x 450 | 600

VS - V - ZN



ST0075

ST0074

M ST0076

Struttura per lanterna predisposta per l'inserimento di inserti decorativi.

Lantern structure ready for the insertion of decorative plates.

220 x 220 x 720

VS - V - ZN



M ST0076 A | B | C

Inserti decorativi (4 pz) per art. ST0076.
A richiesta è possibile personalizzare le incisioni (dimensione massima incisione 130 x 550).

*Decorative plates (4 pcs) for art. ST0076.
On request it is possible to customise engravings (maximum size for decoration 130 x 550).*

180 x 600

VS - V - ZN



ST0076A

ST0076B

ST0076C

M ST0077

Inserti decorativi (4 pz) per lanterna art. ST0076.

Decorative plates (4 pcs) for lantern art. ST0076.

200 x 100

VS - V - ZN



05.9 DECORAZIONI PER FESTIVITÀ

C 1323 | 1324

Espositore da terra a piramide a 3 o 4 livelli, base tonda e ripiani a semicerchio in lamiera. A richiesta il montante è disponibile anche in finitura cromata (+CR).

Pyramid-shaped self-stand displays with 3 or 4 levels, round base and semicircle shelves in metal plate. On request the upright is also available in chromed finishing (+CR).



1323

L min 280 - max 490

W min 280 - max 490

H 1270

VS - V (+CR)

3 livelli / 3 levels

1324

L min 280 - max 540

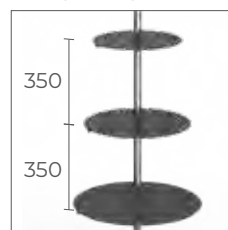
W min 280 - max 540

H 1620

VS - V (+CR)

4 livelli / 4 levels

passo/pitch



esempio/sample



05.9 DECORAZIONI PER FESTIVITÀ

C 3325

Set di 5 espositori impilabili in lamiera.

Set of 5 stackable metal-plate displays.



esempio/sample



3325

L	560
W	200
H	800
Icon	VS - V

C 3326

Set di 2 espositori impilabili in lamiera.

Set of 2 stackable metal-plate displays.



esempio/sample



3326

L	560
W	200
H	360
Icon	VS - V

C 3328

Decorazioni da tavolo o segnaposto, set di 6 pezzi, unica misura di stella piccola, con calamite incluse.

Table decorations or placeholder, set of 6 pieces, single small star size, magnets included.



esempio/sample



3328

L	74
W	25
H	71
Icon	VS - V

C 3329

Decorazioni da tavolo o segnaposto, set di 6 pezzi, in 3 dimensioni diverse (2 stelle piccole, 2 medie e 2 grandi), con calamite incluse.

Table decorations or placeholder, set of 6 pieces, 3 different size (2 small, 2 medium and 2 large stars), magnets included.



esempio/sample



3329

L	min 74 - max 103
W	min 25 - max 33
H	min 71 - max 99
Icon	VS - V

05.9 DECORAZIONI PER FESTIVITÀ

M HLW0010 | HLW0011 | HLW0012

Supporti per candela a forma di zucca (candela non inclusa).
La struttura è fornita smontata.

*Pumpkin-shaped candle holders (candle not included).
The structure is supplied disassembled.*



esempio/sample



HLW0010

L	380
W	400
H	400
V	V

HLW0011

L	290
W	300
H	300
V	V

HLW0012

L	190
W	200
H	200
V	V

M HLW0020 | HLW0021 | HLW0022

Supporti per candela che proietta ombre con diverse sagome
(candela non inclusa).

*Candle holders that casts shadows with different shapes
(candle not included).*



HLW0020

HLW0021

HLW0022

esempio/sample



HLW0020

L	130
W	150
H	200
V	V

HLW0021

L	140
W	110
H	200
V	V

HLW0022

L	130
W	110
H	200
V	V

ART.	CAP.	PAG.	ART.	CAP.	PAG.	ART.	CAP.	PAG.
1021	Accessori e ruote	202	2203A	Canaline	140	2630DX/SX	Suspance	75
1088	Accessori e ruote	202	2204	Canaline	141	2640A B C	Suspance	76
1090	Accessori e ruote	202	2212A	Canaline	141	2645DX/SX	Suspance	75, 76
1210	Round	104	2240 A D H	Accessori P50	165	2646A B C	Suspance	76
1211	Round	104	2245ADX/SX	Accessori P50	166	2647DX/SX	Suspance	76
1220	Round	104	2246 A C D	Accessori P50	166	2653A B C	Suspance	75, 76
1221	Round	104	2248ADX/SX	Accessori P50	174	2670	Suspance	78
1240	Round	104, 266, 286	2248BDX/SX	Accessori P50	174	2671	Suspance	78
1303	Round	98	2249A B C	Accessori P50	174	2672	Suspance	78
1305	Round	98	2249DX/SX	Accessori P50	174	2673	Suspance	79
1310	Round	98	2249X	Accessori P50	174	2679	Suspance	80
1313	Round	99	2251DX/SX	Accessori P50	174	2684	Suspance	80
1314	Round	99	2260B	Accessori P50	163	2685	Suspance	81, 252
1315	Round	100	2262B	Accessori P50	163	2686	Suspance	81, 252
1316	Round	101, 264	2278	Accessori P50	164	2692	Suspance	74
1317	Round	101, 264	2281	Accessori P50	164	2901A	Tubi Cavettati	161
1320	Round	98	2282	Accessori P50	164	3300 3300L	Espositori da Banco	276
1323	Decorazioni per festività	302	2283A	Accessori P50	164	3301	Espositori da Banco	276
1323A	Round	102, 265	2299DX/SX	Accessori P50	175	3302	Espositori da Banco	277
1324	Decorazioni per festività	302	2302	Canaline	141	3303	Espositori da Banco	277
1324A	Round	102, 265	2401	Frog	148	3325	Decorazioni per festività	303
1328DX/SX	Round	99	2402	Frog	148	3326	Decorazioni per festività	303
1330	Round	101, 264	2403A	Frog	149	3328	Decorazioni per festività	303
1331	Round	101, 264	2404	Frog	148	3329	Decorazioni per festività	303
1335	Round	102, 265	2405	Frog	149	4000	Tubi	127, 180
1346A B	Round	99	2423	Accessori P50	47, 61, 77, 171	4000A	Tubi	180
1347A B	Round	99	2424	Accessori P50	47, 61, 77, 171	4000C	Tubi	180
1350DX/SX	Round	100	2438	Accessori P50	47, 77, 170	4000E	Tubi	180
1351DX/SX	Round	100	2439A B C	Accessori P50	170	4000L	Tubi	67, 133, 163, 166, 181
1360DX/SX	Round	100	2440B C	Accessori P50	172	4000M	Tubi	181
1363DX/SX	Round	100	2441A B C F	Accessori P50	170	4000P	Tubi	181
1380	Round	103, 261	2445DX/SX	Accessori P50	171	4000Q	Tubi	181
1380L	Round	103, 261	2446B C	Accessori P50	172	4000S	Tubi	180
1381L	Round	103, 261	2447A B C F	Accessori P50	170	4000X	Tubi	75, 76, 171, 181
1382	Round	103, 261	2450B C	Accessori P50	172	4001B	Tubi	180
1398	Round	99, 192	2458A B C D	Accessori P50	47, 61, 77, 171	4001C	Tubi	174, 180
1399	Round	99, 192	2459C	Accessori P50	77, 171	4001D	Tubi	180
1560	Giunti 25x25	201, 231	2460	Accessori P50	47, 61, 76, 171	4001E	Tubi	180
1561	Giunti 25x25	201, 231	2461	Accessori P50	47, 61, 76, 171	4001L	Tubi	180
1562	Giunti 25x25	201, 231	2462	Accessori P50	47, 61, 75, 171	4001N	Tubi	181
1900	Espositori da terra	266	2500 A D R	Ripiani in legno	293	4002B	Tubi	181
1901	Espositori da muro	290	2501 A D R	Ripiani in legno	293	4002C	Tubi	181
1905	Espositori da terra	266	2502 A D	Ripiani in legno	128, 293	4013	Giunti Ø25	188
1906	Espositori da muro	290	2503 A D	Ripiani in legno	293	4016	Giunti Ø25	188
2023A	Accessori P50	163	2504 A D	Ripiani in legno	128, 293	4017	Accessori e ruote	202, 247
2026A	Accessori P50	163	2505 A D	Ripiani in legno	128, 293	4021	Giunti Ø25	188
2028A	Accessori P50	163, 174	2506 A D R	Ripiani in legno	15, 26, 293	4022A	Giunti Ø25	188
2051ADX/SX	Accessori P50	174	2507 A D R	Ripiani in legno	15, 26, 293	4022B	Giunti Ø25	188
2054B	Accessori P50	167	2509 A D R	Ripiani in legno	26, 293	4022C	Accessori e ruote	202
2055B	Accessori P50	167	2510 A D R	Ripiani in legno	15, 293	4022D	Giunti Ø32	192
2057B	Accessori P50	167	2512 A D R	Ripiani in legno	15, 37, 293	4026	Giunti Ø25	189
2058B C D	Accessori P50	67, 167	2560 A D R	Ripiani in legno	293	4027	Giunti Ø25	189
2059A B C	Accessori P50	167	2601	Suspance	72	4028	Giunti Ø25	189
2059Z	Accessori P50	77, 129, 134, 167, 171	2603	Suspance	72	4029	Giunti Ø25	189
2103A	Accessori P50	163	2604	Suspance	75	4057 4057A	Accessori e ruote	175, 202
2104A	Tubi Cavettati	162	2605	Suspance	76	4058	Giunti Ø25	189
2162	Accessori P50	167	2606	Suspance	75, 76	4058A	Giunti Ø32	192
2202	Canaline	140	2609	Suspance	73	4059	Giunti Ø25	189
2202A	Canaline	140	2628DX/SX	Suspance	75	4059A	Giunti Ø32	192

Indice analitico | *Analytical Index*

ART.	CAP.	PAG.	ART.	CAP.	PAG.	ART.	CAP.	PAG.
4078	Giunti Ø25	185	7150 7150A	Magöt	113	8807 8807A	Bigshop	57
4130	Espositori da muro	291	7152 7152A	Magöt	113	8807E 8807EA	Bigshop	57
4132	Espositori da muro	291	7153 7153A	Magöt	113	8808 8808A	Bigshop	58
4133	Espositori da muro	291	7160	Magöt	114	8808E 8808EA	Bigshop	58
4134	Espositori da muro	291	7161	Magöt	114	8810	Bigshop	59
4146B C	Espositori da muro	292	7162	Magöt	114	8812	Bigshop	59
4147DX/SX	Espositori da muro	292	7167	Magöt	115	8815 8815A	Bigshop	60
4149B C	Espositori da muro	105, 292	7169	Magöt	114	8843DX/SX	Bigshop	60
4160 4160A	Espositori da muro	105, 292	7170	Magöt	115, 267	8844	Bigshop	60
4161	Espositori da muro	105, 292	7171	Magöt	115	8846 8846A	Bigshop	61
6000	Griglia	125	7172A 7172B	Magöt	115	8853 8853A	Bigshop	61
6001	Griglia	125	7173	Magöt	116	8854	Bigshop	61
6002	Griglia	125	7174	Magöt	47, 61, 77, 116, 128, 135, 171	9258C D	Cuadro	26, 235
6003	Griglia	125	7175	Magöt	116	9260	Cuadro	26, 235
6004	Griglia	125	7176	Magöt	116	9261	Cuadro	26, 235
6005	Griglia	125	7177B	Magöt	116	9266	Cuadro	26, 235
6006	Griglia	125	7178A B C	Magöt	116	9300	Triplo	44
6007	Griglia	125	7179	Magöt	116	9301	Triplo	42
6008	Griglia	125	7180	Magöt	116	9302	Triplo	42
6016	Griglia	125	7185	Magöt	111, 252	9303	Triplo	42
6017	Griglia	125	7186	Magöt	111, 252	9305	Triplo	44
6023	Griglia	128	8005A G	Dogato	134	9310	Triplo	43
6024	Griglia	126	8006A	Dogato	134	9313	Triplo	44
6026	Griglia	126	8009C D	Dogato	132	9314	Triplo	44
6027	Griglia	126	8012	Dogato	134	9320 9320E	Triplo	45
6028	Griglia	126	8018A B	Dogato	134	9321 9321E	Triplo	45
6029	Griglia	126	8018D	Dogato	134	9328DX/SX	Triplo	46
6030	Griglia	126	8019A B C	Dogato	134	9340A B C	Triplo	46
6034	Griglia	127	8023	Dogato	135	9342	Triplo	19, 46
6036A B	Griglia	129	8024	Dogato	135	9343DX/SX	Triplo	46
6037A B	Griglia	129	8047DX/SX	Dogato	135	9353A B C D	Triplo	46
6040A C	Griglia	127	8048DX/SX	Dogato	135	9354A B C	Triplo	47, 77
6042	Griglia	127	8057B	Dogato	134	9370	Triplo	48
6043	Griglia	127	8100DX/SX	Dogato	135	9371	Triplo	48
6046	Griglia	129	8156	Dogato	132	9373DX/SX	Triplo	46
6048A	Griglia	128	8360	Cuadro	19	9380	Triplo	51, 258
6049A	Griglia	128	8361	Cuadro	19	9380A	Triplo	51, 258
6050B	Griglia	128	8380	Tavoli	257	9380B	Triplo	50, 258
6051A C D	Griglia	129	8380L A D R	Tavoli	257	9380L A D R	Triplo	51, 103, 258, 261
6052B	Griglia	129	8381	Tavoli	257	9381	Triplo	51, 259
6053	Griglia	125	8381L A D R	Tavoli	257	9381A	Triplo	51, 259
6055	Griglia	125	8382	Tavoli	257	9381B	Triplo	50, 259
6069B	Griglia	129	8382L A D R	Tavoli	257	9381L A D R	Triplo	51, 259
6070DX/SX	Griglia	128	8385	Suspance	80	9383DX/SX	Triplo	51
6072A B	Griglia	128	8395	Cuadro	19	9407	Cuadro	19
6084	Griglia	126	8500	Laser	64	9408	Cuadro	19
6085B C	Griglia	129	8524	Laser	67	9453B C	Cuadro	20
6088	Griglia	126	8540A B C	Laser	66	9600 9600A	Cuadro	14
6089	Griglia	129	8543DX/SX	Laser	67	9601 9601A	Cuadro	14
7100	Magöt	110	8545DX/SX	Laser	67	9612	Cuadro	14
7101	Magöt	110	8546A B C	Laser	66	9615	Cuadro	15
7102	Magöt	110	8560	Laser	67, 167	9625 A D R	Cuadro	15
7103	Magöt	110	8561	Laser	67, 167	9626 A D R	Cuadro	15
7106	Magöt	111	8584	Laser	65	9630	Cuadro	16
7110	Magöt	112	8586	Laser	65, 252	9630FC	Cuadro	16
7111	Magöt	112	8804 8804A	Bigshop	55	9630GZ	Cuadro	16
7130	Magöt	113	8804E 8804EA	Bigshop	55	9631	Cuadro	16
7132	Magöt	113	8805 8805A	Bigshop	56	9631D	Cuadro	16
7147	Magöt	113	8805E 8805EA	Bigshop	56	9632	Cuadro	16

ART.	CAP.	PAG.
9633A	Cuadro	19
9633B	Cuadro	19
9635A B	Cuadro	17
9636A B	Cuadro	17
9640A B	Cuadro	19
9651	Cuadro	18
9652	Cuadro	18
9653A B	Cuadro	18
9655A	Cuadro	18
9655B	Cuadro	18
9662	Cuadro	18
9670 9670L	Cuadro	20
9672	Cuadro	20
9673A B	Cuadro	19
9674	Cuadro	21
9675	Cuadro	21
9680A B C	Cuadro	22
9681A B CA	Cuadro	22
9684A B C	Cuadro	23
9685A B C	Cuadro	23, 269
9686A B C	Cuadro	24, 269
9687A B C	Cuadro	24
9688A B C	Cuadro	25
9689A B C	Cuadro	26
9689M	Cuadro	25
9690A B C	Cuadro	26
9690D	Cuadro	26
9693	Cuadro	25
9695	Cuadro	26
96KIT01 A D JR	Cuadro	12
96KIT02 A D JR	Cuadro	12
96KIT03 A D JR	Cuadro	12
96KIT05 A D JR	Cuadro	13
96KIT06 A D JR	Cuadro	13
CIC008	Stender tubo tondo	208
CIC008R	Stender tubo tondo	209
CIC009	Stender tubo tondo	208
CIC009R	Stender tubo tondo	209
CIC063	Stender pieghevole	240
CIC063R	Stender pieghevole	241
CIC065R	Stender pieghevole	241
CIC070	Stender tubo tondo	225
CIC100	Stender tubo tondo	212
CIC100R	Stender tubo tondo	212, 241
CIC117	Stender tubo tondo	210
CIC117R	Stender tubo tondo	211
CIC118	Stender tubo tondo	210
CIC118R	Stender tubo tondo	211
CIC119	Stender tubo tondo	210
CIC119R	Stender tubo tondo	211
CIC120	Stender tubo tondo	212
CIC121	Stender tubo tondo	212
CIC150	Stender tubo tondo	212, 240
CIC150R	Stender tubo tondo	212, 241
CIC440	Tavoli	260
CRS001	Stender pieghevole	238
CUA0040	Stender tubo quadro	235
CUA100	Cuadro	27, 234
CUA105	Cuadro	27, 234

ART.	CAP.	PAG.
CUA107	Cuadro	28, 235
CUA110	Cuadro	27, 234
CUA115	Cuadro	27, 234
CUA117	Cuadro	28, 235
CUA400	Cuadro	29, 254
CUA400L	Cuadro	29, 254
CUA401	Cuadro	29, 254
CUA401L	Cuadro	29, 254
CUA800	Cuadro	28, 288
CVD100	Cuadro	27, 234
CVD105	Cuadro	27, 234
CVD117	Stender tubo quadro	230
CVD118	Stender tubo quadro	230
CVD119	Stender tubo quadro	230
CVD201	Divisori da banco	295
CVD202	Divisori da banco	295
CVD203	Divisori da banco	295
CVD204	Divisori da banco	295
CVD205	Divisori da banco	295
CVD206	Divisori da banco	295
CVD207	Divisori da banco	295
CVD208	Divisori da banco	295
CVD211	Divisori da banco	296
CVD212	Divisori da banco	296
CVD213	Divisori da banco	296
CVD214	Divisori da banco	296
CVD215	Divisori da banco	296
CVD216	Divisori da banco	296
CVD217	Divisori da banco	296
CVD218	Divisori da banco	296
CVD301	Divisori da banco	294
CVD302	Divisori da banco	294
CVD303	Divisori da banco	294
DMG001	Stender pieghevole	239
DV05010	Comunicazione visiva	283
DV05030	Comunicazione visiva	283
DV05071	Comunicazione visiva	283
DV05081	Comunicazione visiva	282
DV05082	Comunicazione visiva	282
DV05084	Comunicazione visiva	282
DV05090	Comunicazione visiva	282
DV05091	Comunicazione visiva	282
DV05095	Comunicazione visiva	282
DV05110	Comunicazione visiva	283
DV05500	Comunicazione visiva	282
DV05505	Comunicazione visiva	282
DV05509	Comunicazione visiva	282
EB0010	Espositori da banco	271
EB0011	Espositori da banco	271
EOS001 A B C	Stender tubo tondo	219
EOS002	Stender tubo tondo	219
GID240CA	Giunti Ø27	169, 195
GID240CM	Giunti Ø27	169, 195
GID241C A B C	Giunti Ø27	169, 195
GID241CM	Giunti Ø27	169, 195
GID28104	Giunti Ø27	193
GID28116	Giunti Ø27	193
GID28119	Giunti Ø27	193
GID28125	Giunti Ø27	193

ART.	CAP.	PAG.
GID28128	Giunti Ø27	193
GID28131	Giunti Ø27	162, 194
GID28158	Giunti Ø27	193
GID28169	Giunti Ø27	194
GID28176	Giunti Ø27	194
GID28179	Giunti Ø27	194
GID28198	Giunti Ø27	194
GID28199	Giunti Ø27	194
GID28200	Giunti Ø27	194
GID28201	Giunti Ø27	194
GID28202	Giunti Ø27	195
GID28400	Giunti Ø27	181, 195
GID28401	Giunti Ø27	181, 195
GID2840CV	Giunti Ø27	162, 195
GID28BA	Giunti Ø27	195
GID340CA	Giunti Ø34	169, 198
GID340CM	Giunti Ø34	169, 198
GID341C A B C	Idroshop	88, 169
GID341CM	Idroshop	88, 169
GID35104	Giunti Ø34	196
GID35116	Giunti Ø34	196
GID35119	Giunti Ø34	196
GID35125	Giunti Ø34	196
GID35128	Giunti Ø34	196
GID35131	Giunti Ø34	162, 197
GID35136	Giunti Ø34	197
GID35158	Giunti Ø34	196
GID35169	Giunti Ø34	197
GID35176	Giunti Ø34	197
GID35179	Giunti Ø34	197
GID35198	Giunti Ø34	197
GID35199	Giunti Ø34	197
GID35200	Giunti Ø34	197
GID35201	Giunti Ø34	198
GID35202	Giunti Ø34	198
GID35400	Giunti Ø34	188, 198
GID3540CV	Giunti Ø34	162, 198
GID35BA	Giunti Ø34	198
GIDKIT1	Idroshop	86
GIDKIT1A	Idroshop	86
GIDKIT10	Camerini prova	90, 285
GIDKIT11	Camerini prova	90, 285
GIDKIT12	Idroshop	88
GIDKIT15	Specchi	89, 289
GIDKIT2	Idroshop	87
GIDKIT20	Stender tubo tondo	93, 220
GIDKIT21	Stender tubo tondo	93, 220
GIDKIT3	Stender tubo tondo	89, 221
GIDKIT36	Idroshop	92
GIDKIT36A	Idroshop	92
GIDKIT37	Idroshop	92
GIDKIT4	Idroshop	87
GIDKIT4A	Idroshop	87
GIDKIT5	Stender tubo tondo	89, 221
GIDKIT5A B C D	Espositori da terra	94, 268
GIDKIT58	Espositori da terra	94, 268
GIDKIT6	Tavoli	90, 260
GIDKIT61A	Gondole	95, 250
GIDKIT61B	Gondole	95, 250

Indice analitico | *Analytical Index*

ART.	CAP.	PAG.	ART.	CAP.	PAG.	ART.	CAP.	PAG.
GIDKIT61C	Gondole	95, 251	GIR25116	Giunti Ø25	184	MGT080	Magòt	118, 222
GIDKIT7	Idroshop	86	GIR25117	Giunti Ø25	184	MGT081	Magòt	118, 222
GIDKIT7A	Idroshop	86	GIR25118	Giunti Ø25	184	MGT085	Magòt	118, 223
GIDKIT70	Idroshop	91	GIR25201	Giunti Ø25	185	MGT086	Magòt	118, 223
GIDKIT70A	Idroshop	91	GIR25202	Giunti Ø25	184	MGT500	Magòt	119
GIDKIT71	Idroshop	91	GIR25203	Giunti Ø25	184	MGT501	Magòt	119
GIDKIT71A	Idroshop	91	GIR25204	Giunti Ø25	185	MGT503	Magòt	119
GIL25800	Giunti 25x25	200	GIR25205	Giunti Ø25	185	QB0010	Magòt	117, 267
GIL25802	Giunti 25x25	199	GIR25206	Giunti Ø25	186	QB0011	Magòt	117
GIL25803	Giunti 25x25	199	GIR25207	Giunti Ø25	185	QB0600	Magòt	117, 267
GIL25804	Giunti 25x25	199	GIR25208	Giunti Ø25	185	RUBY3000	Specchi	289
GIL25805	Giunti 25x25	199	GIR25209	Giunti Ø25	186	RUBY3003	Specchi	289
GIL25806	Giunti 25x25	199	GIR25210	Giunti Ø25	185	SOS001	Comunicazione visiva	283
GIL25807	Giunti 25x25	199	GIR25211	Giunti Ø25	186	SOS002	Comunicazione visiva	283
GIL25808	Giunti 25x25	200	GIR25212	Giunti Ø25	186	SST63BF	Stender pieghevoli	244
GIL25850	Giunti 25x25	200	GIR25213	Giunti Ø25	185	SST63BR	Stender pieghevoli	244
GIL25870	Giunti 25x25	200	GIR25217	Giunti Ø25	186	ST0003	Comunicazione visiva	281
GILKIT10	Gill	34	GIR25218	Giunti Ø25	186	ST0003A4	Comunicazione visiva	281
GILKIT10A	Gill	34	GIR25254	Giunti Ø25	187	ST0010	Espositori da banco	272
GILKIT11	Gill	34	GIR25255	Giunti Ø25	187	ST0011	Espositori da banco	272
GILKIT11A	Gill	34	GIR25301	Giunti Ø25	187	ST0012	Espositori da banco	272
GILKIT12	Gill	35	GIR25302	Giunti Ø25	187	ST0013	Espositori da banco	273
GILKIT12A	Gill	35	GIR25303	Giunti Ø25	186	ST0014	Espositori da banco	273
GILKIT15	Gill	35	GIR25303A	Giunti Ø25	186	ST0015	Espositori da banco	273
GILKIT15A	Gill	35	GIR25304	Giunti Ø25	187	ST0016	Espositori da banco	273
GILKIT16	Gill	36	GIR25305	Giunti Ø25	188	ST0020	Espositori da banco	274
GILKIT16A	Gill	36	GIR25306	Giunti Ø25	187	ST0021	Espositori da banco	274
GILKIT17	Gill	36	GIR25307	Giunti Ø25	187	ST0022	Espositori da banco	274
GILKIT17A	Gill	36	GIR25651	Giunti Ø25	188	ST0023	Espositori da banco	275
GILKIT19	Gill	37	GIR25652	Giunti Ø25	188	ST0024	Espositori da banco	275
GILKIT19A	Gill	37	GIR25A10	Giunti Ø25	187	ST0026	Espositori da banco	275
GILKIT1 A B C	Stender tubo quadro	38, 231	GIR32101	Giunti Ø32	190	ST0030	Espositori da banco	270
GILKIT2	Gondole	38, 251	GIR32102	Giunti Ø32	190	ST0040	Comunicazione visiva	278
GILKIT3	Tavoli	39, 255	GIR32112	Giunti Ø32	191	ST0041	Comunicazione visiva	278
GILKIT4	Tavoli	39, 255	GIR32130	Giunti Ø32	190	ST0042	Comunicazione visiva	279
GILKIT5	Tavoli	39, 255	GIR32202	Giunti Ø32	190	ST0043	Comunicazione visiva	279
GIO20944	Accessori P50	175, 202	GIR32203	Giunti Ø32	190	ST0044	Comunicazione visiva	280
GIQ25601	Giunti 25x25	200	GIR32204	Giunti Ø32	191	ST0045	Comunicazione visiva	279
GIQ25610	Giunti 25x25	200	GIR32204B	Giunti Ø32	191	ST0046	Comunicazione visiva	279
GIQ25736	Giunti 25x25	200	GIR32301	Giunti Ø32	191	ST0047	Comunicazione visiva	280
GIQ25737	Giunti 25x25	200	GIR32303	Giunti Ø32	190	ST0048	Comunicazione visiva	280
GIQ25738	Giunti 25x25	200	GIR32305	Giunti Ø32	191	ST0050	Comunicazione visiva	281
GIR25101DX	Giunti Ø25	182	GIR32306	Giunti Ø32	191	ST0052	Comunicazione visiva	281
GIR25102SX	Giunti Ø25	182	GIR32307	Giunti Ø32	191	ST0070 A B C	Decorazioni per festività	300
GIR25103DX	Giunti Ø25	182	GIR32315	Giunti Ø32	191	ST0072	Decorazioni per festività	300
GIR25104SX	Giunti Ø25	182	HLW0010	Decorazioni per festività	304	ST0073	Decorazioni per festività	300
GIR25105	Giunti Ø25	182	HLW0011	Decorazioni per festività	304	ST0074	Decorazioni per festività	301
GIR25106	Giunti Ø25	182	HLW0012	Decorazioni per festività	304	ST0075	Decorazioni per festività	301
GIR25107	Giunti Ø25	183	HLW0020	Decorazioni per festività	304	ST0076	Decorazioni per festività	301
GIR25107A	Giunti Ø25	183	HLW0021	Decorazioni per festività	304	ST0076 A B C	Decorazioni per festività	301
GIR25107B	Giunti Ø25	183	HLW0022	Decorazioni per festività	304	ST0077	Decorazioni per festività	301
GIR25108	Giunti Ø25	183	MGT001	Magòt	120	ST008R80F	Stender tubo tondo	213
GIR25109	Giunti Ø25	183	MGT002	Magòt	120	ST008R80R	Stender tubo tondo	213
GIR25110	Giunti Ø25	183	MGT005	Magòt	120	ST0103	Stender tubo tondo	218
GIR25111	Giunti Ø25	183	MGT006	Magòt	120	ST010BIN	Ricambi stender	246
GIR25112	Giunti Ø25	183	MGT050	Magòt	121	ST010BOV	Ricambi stender	246
GIR25113	Giunti Ø25	184	MGT051	Magòt	121	ST010MSCB	Ricambi stender	246
GIR25114	Giunti Ø25	184	MGT052	Magòt	121	ST010MSN	Ricambi stender	246
GIR25115	Giunti Ø25	184	MGT053	Magòt	121	ST010PC	Stender tubo tondo	218


ART.	CAP.	PAG.
ST010R50F	Stender tubo tondo	214
ST010R50R	Stender tubo tondo	215
ST010R80F	Stender tubo tondo	214
ST010R80R	Stender tubo tondo	215
ST010SFI	Ricambi stender	247
ST010SRE	Ricambi stender	247
ST011R50F	Stender tubo tondo	216
ST011R50R	Stender tubo tondo	217
ST011R80F	Stender tubo tondo	216
ST011R80R	Stender tubo tondo	217
ST012BIN	Ricambi stender	246
ST012BOV	Ricambi stender	246
ST012R50F	Stender tubo tondo	214
ST012R50R	Stender tubo tondo	215
ST012R80F	Stender tubo tondo	214
ST012R80R	Stender tubo tondo	215
ST012VTMA	Stender tubo tondo	227
ST012VTMB	Stender tubo tondo	227
ST013R50F	Stender tubo tondo	216
ST013R50R	Stender tubo tondo	217
ST013R80F	Stender tubo tondo	216
ST013R80R	Stender tubo tondo	217
ST018R80F	Stender tubo quadro	228
ST020R100R	Stender tubo quadro	229
ST020RBC	Stender tubo quadro	229
ST021R80R	Stender pieghevole	245
ST048R	Stender tubo quadro	233
ST050R50A	Stender tubo tondo	226
ST054R50R	Stender tubo tondo	226
ST062R50	Specchi	288
ST063R80F	Stender pieghevole	242
ST063R80R	Stender pieghevole	243
ST064	Specchi	288
ST065R80R	Stender pieghevole	243
ST078R80	Accessori e ruote	203, 247
ST079R80	Accessori e ruote	203, 247
ST080R80	Accessori e ruote	203, 247
ST081R80	Accessori e ruote	203, 247
ST091R50	Accessori e ruote	203, 248
ST092R50	Accessori e ruote	203, 248
ST093R50	Accessori e ruote	203, 248
ST094R50	Accessori e ruote	203, 248
ST100	Stender tubo tondo	218
ST100R	Stender tubo tondo	218
ST101	Stender tubo tondo	218
ST1031	Ricambi stender	247
ST105PR	Gondole	135, 249
ST106PR	Gondole	135, 249
ST107R100	Ricambi stender	204, 248
ST108R100	Ricambi stender	204, 248
ST10RIE	Ricambi stender	246
ST1100	Ricambi stender	246
ST117	Stender tubo quadro	230
ST117MAXI	Stender tubo quadro	236
ST117MAXIS	Stender tubo quadro	237
ST117PC	Stender tubo quadro	231
ST118	Stender tubo quadro	230
ST118MAXI	Stender tubo quadro	236
ST118MAXIS	Stender tubo quadro	237

ART.	CAP.	PAG.
ST119	Stender tubo quadro	230
ST119MAXI	Stender tubo quadro	236
ST119MAXIS	Stender tubo quadro	237
ST11PRO	Stender tubo tondo	218
ST127	Stender tubo quadro	232
ST128	Stender tubo quadro	232
ST129	Stender tubo quadro	232
ST150	Stender tubo tondo	218
ST150R	Stender tubo tondo	218
ST2000	Ricambi stender	246
ST209R80B	Stender tubo tondo	224
ST220	Accessori P50	37, 153, 175, 201
ST287	Accessori P50	166
ST287 A B C E	Accessori P50	166
ST300	Gondola	144
ST300/100	Gondola	144
ST300/120	Gondola	144
ST300/90	Gondola	144
ST304	Gondola	145
ST307	Gondola	145
ST308	Gondola	145
ST309	Gondola	145
ST310	Gondola	144
ST314	Gondola	145
ST315	Gondola	144
ST317	Gondola	145
ST322	Accessori P50	37, 165, 201
ST324	Gondola	145
ST330	Espositori da terra	262
ST330A	Espositori da terra	262
ST340	Espositori da terra	263
ST345	Espositori da terra	263
ST350	Gondola	145
ST360	Gondola	145
ST370	Gondola	145
ST6021	Pagine pali	156
ST6031	Pagine pali	156
ST6034	Pagine pali	156
ST6035 A B C D	Pagine pali	157
ST6036 A B C D	Pagine pali	157
ST6037 A B C D	Pagine pali	157
ST6038	Pagine pali	157
ST6039	Pagine pali	156
ST6041	Pagine pali	156
ST6043	Accessori P50	165, 201
ST6044	Accessori P50	165, 201
ST6045	Accessori P50	165, 201
ST6060	Accessori P50	168
ST6061	Dogato	133
ST6065	Dogato	133, 168
ST6067	Dogato	133, 168
ST6068	Accessori e ruote	202
ST700 A B C D	Gondoléta	152
ST701 A B C D	Gondoléta	152
ST710 A B	Gondoléta	153
ST711 A B	Gondoléta	153
ST719	Gondoléta	153
ST720	Gondoléta	153
ST721	Gondoléta	153


ART.	CAP.	PAG.
ST722	Gondoléta	153
ST731	Accessori P50	37, 153, 175, 201
ST736A	Gondoléta	153, 162
ST740 A C	Accessori P50	173
ST780 A B C D	Accessori P50	173
ST800	Camerini prova	286
ST801	Camerini prova	286
ST802 B C G W	Camerini prova	286
ST880	Stender pieghevole	245
ST881	Stender pieghevole	245
ST915	Camerini prova	284
STG001	Stender tubo tondo	206
STG002	Stender tubo tondo	207
STG003	Stender tubo tondo	207
TABB100	Tavoli	256
TABB105	Tavoli	256
TABB200	Tavoli	256
TRP004	Triplo	49, 287
TRP008	Triplo	49, 233
TUQ25100	Tubi Cavettati	158
TUQ25101	Tubi Cavettati	158, 201
TUQ30100	Tubi Cavettati	158
TUQ30101	Tubi Cavettati	159
TUQ30102	Tubi Cavettati	159
TUQ40100	Tubi Cavettati	159
TUQ60100	Tubi Cavettati	159
TUR53100	Tubi Cavettati	160
TUR53101	Tubi Cavettati	160
TUR53102	Tubi Cavettati	160
TUR63100	Tubi Cavettati	160
TUR83100	Tubi Cavettati	160
TUT25100	Tubi Cavettati	161
TUT30100	Tubi Cavettati	161
TUT32100	Tubi Cavettati	161
TUT50100	Tubi Cavettati	161
TUT60100	Tubi Cavettati	161
TUT60101	Tubi Cavettati	161
XMS0010	Decorazioni per festività	297
XMS0011	Decorazioni per festività	297
XMS0020	Decorazioni per festività	298
XMS0021	Decorazioni per festività	298
XMS0030	Decorazioni per festività	298
XMS0040	Decorazioni per festività	299
XMS0041	Decorazioni per festività	299
XMS0050	Decorazioni per festività	299
XMS0051	Decorazioni per festività	299
XMS0070 A B C	Decorazioni per festività	300
XMS0074	Decorazioni per festività	300
XMS0075	Decorazioni per festività	300

Finiture | *Finishing*


Finiture legno / *Wood finishes*



BNC Bianco lucido
WHT *Glossy white*



NR Nero lucido
BLCK *Glossy black*



NROPC Nero opaco
MTBLCK *Mat black*



OLDK Oldking (legno nobilitato)
OLDK *Oldking (chipboard wood)*



ROV Rovere (legno nobilitato)
OAK *Oak (chipboard wood)*


Finiture ferro / *Steel finishes*



CR Cromato
Chromium-plated



V Bianco opaco RAL 9010
Matt white



V Nero opaco RAL 9005
Matt black



VS Rame bonderizzato
Bonded copper



VS Oro
Gold



VS Verniciati speciali*
*Special lacquer finishings**

* Disponibili altre finiture su richiesta a fronte di minimi quantitativi d'ordine.
* *Other finishes available on request for minimum order quantities.*



Via Don Luigi Sturzo, 10/12
20844 Triuggio (MB)
Tel. +39 0362 919020
Tel. +39 0362 919515
info@alcalain.com

www.alcalain.com

